

2024 Year 3/4 Camp

Urban Camp



Urban
Camp



General camp information

CAMP DETAILS -

Urban Camp - 7 Brens Ave, Parkville

Dates:

3/4 ● Red, ● Green & ● Yellow (Jannine, Josh and Hayley) Mon 19 Aug to Tues 20 Aug

3/4 ● Blue, ● Orange & ○ White (Beth, Adam and Emma) Mon 26 Aug to Tues 27 Aug

Depart from school: Monday at 9:00 am

There is no need to get to school earlier than normal - arrive at 8:30am

Arrive back at school: Tuesday at 3:00 pm

Camp Planning

This camp has involved more planning and preparation than any other. On the 5th June all staff from LC4 as well as Justin and Bec went into the city and visited each of the sites and travelled on the routes as we will while at camp.

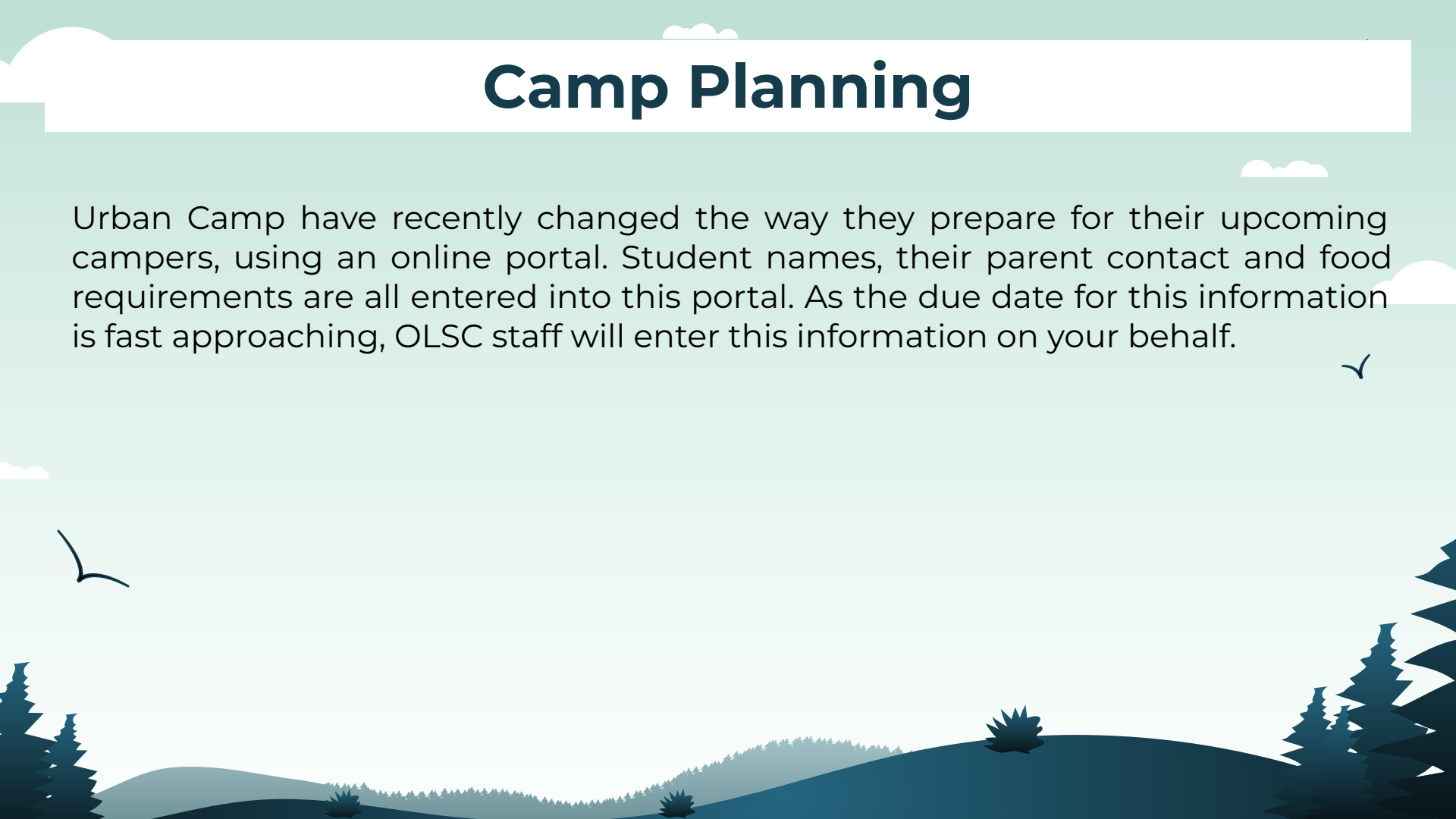
As part of the planning we have located:

- Each venue (entrances, exits and toilets)
- Eating and break spots
- Which side of the road is safest to walk and where to cross

Following this day we re-assessed and changed much of what we had planned. We will not be travelling on trains in the evening nor will we be using any trams. The only city streets we will be walking along is Latrobe Street and Russell Street. We will walk through Treasury Gardens and Fitzroy Gardens and crossing at Swan Street.

Camp Planning

Urban Camp have recently changed the way they prepare for their upcoming campers, using an online portal. Student names, their parent contact and food requirements are all entered into this portal. As the due date for this information is fast approaching, OLSC staff will enter this information on your behalf.



Itinerary

Monday 19th August

9:15 AM	Leave OLSC
10:00 AM	Bus to the Shrine [Bus will take bags to Urban Camp] Eat snack
11:00 AM	Shrine tour
12:00 PM	Lunch (brought from home)
12:20 PM	Walk to MCG - 2.3km walk - allow 40 mins
1:00 PM	MCG & ASM tour
3:30 PM	Go to camp → walk to Jolimont Station (5 min) → train to Flinders St (either the Hurstbridge or Mernda lines - 1 stop - 3 min) → train to Royal Park (Upfield Line - 7 stops - 17 min) → walk to Urban camp (15 min)
4:30 PM	Camp Induction
4:45 PM	Free time
5:30 PM	Dinner
6:30 PM	Bus to Melbourne Skydeck
7:30 PM	Melbourne Skydeck group 1
8:00 PM	Melbourne Skydeck group 2
9:00 PM	Bus to camp
9:30 PM	Prepare for bedtime
9:45 PM	Bed

Tuesday 20th August

6:30 AM	Wake up & pack up
7:30 AM	Breakfast
8:30 AM	Groups 1 go to Gaol → walk to Royal Park station (15 min) → train to Melbourne Central station (Upfield Line - 5 stops - 13 min) → walk to Gaol - 450m (10 min) Walk north on LaTrobe Street Turn left on Russell Street Entrance to Gaol on left
9:30 AM	Groups 1 Gaol tour Group 2 & 3 go to Gaol → walk to Royal Park station (15 min) → train to Melbourne Central station (Upfield Line - 5 stops - 13 min) → walk to Gaol - 450m (10 min) Walk north on LaTrobe Street Turn left on Russell Street Entrance to Gaol on left
10:30 AM	Group 2 & 3 Gaol tour Groups 1 to stay at RMIT alumni courtyard
11:30 AM	Lunch [Bus will collect bags from Urban Camp]
1:00 PM	Bus back to school
2:30 PM	Back at school

Itinerary

Monday 26th August

9:15 AM	Leave OLSC
10:00 AM	Bus to the Shrine [Bus will take bags to Urban Camp] Eat snack
11:00 AM	Shrine tour
12:00 PM	Go to Gaol Bus from the Shrine to Gaol
12:30 PM	Eat lunch at the RMIT alumni court (next to Gaol)
1:00 PM	Gaol tour
2:00 PM	Go to camp → walk to Melbourne Central station (10 min) Walk down Russell Street Turn right on LaTrobe Street → train to Royal Park (Upfield Line - 5 stops - 13 min) → walk to Urban camp (15 min)
3:00 PM	Free time
4:30 PM	Camp Induction
4:45 PM	Free time
5:30 PM	Dinner
6:30 PM	Bus to Melbourne Skydeck
7:30 PM	Melbourne Skydeck group 1
8:00 PM	Melbourne Skydeck group 2
9:00 PM	Bus to camp
9:30 PM	Prepare for bedtime
9:45 PM	Bed

Tuesday 27th August

6:30 AM	Wake up & pack up
7:30 AM	Breakfast
8:30 AM	Go to MCG → walk to Royal Park station (15 min) → train to Parliament station (Upfield Line - 6 stops - 15 min) → walk to MCG - 1.3km (20 min) Walk through Treasury Gardens and Fitzroy Gardens Cross the road at the traffic lights at the corner of Wellington Parade and Clarendon Street Walk down the path towards Gate 3 (ASM entrance)
10:00 AM	MCG & ASM tour
12:30 PM	Lunch [Bus will collect bags from Urban Camp]
1:00 PM	Bus back to school
2:30 PM	Back at school
3:15 PM	Dismissal

Camp Travel

All camp travel is by bus or train. The stations we will be using are Royal Park, Jolimont, a change at Flinders Street, Parliament and Melbourne Central.



Venues

The Shrine of Remembrance

✓ A bus will take us to the Shrine and we will have a one hour tour.



Venues

MCG and Australian Sports Museum

✓ We will have a one and a half hour tour.



Venues

Melbourne Skydeck

- ✓ We will go to Melbourne Skydeck after dinner, via bus to see Melbourne, looking for landmarks linked to our geography inquiry.




Venues

Old Melbourne Gaol

✓ We will have a one hour tour.







Staff Attending

Camp 1 -

✓ Monday 19 Aug to Tuesday 20 Aug

John Dini
Justin Hilton
Josh Taylor
Hayley Palmer
Jannine Surujpal
Beth Burgess
Bec Tardrew
Alison Culliver
Helen Kulundzic

Camp 2 -

Monday 26 Aug to Tuesday 27 Aug

John Dini
Justin Hilton
Adam Grima
Beth Burgess
Emma Thompson
Josh Taylor
Amanda Rebello
Milla Wietschorke
✓ Amelia McKnight

Changes to Medication Requirements

There have been a number of changes that the school is mandated to follow regarding administering medication to students. As per the new policy issued by MACS (Melbourne Archdiocese Catholic Schools), any medication that has to be administered to students at school (or camp) need to have the Medication Authority Form completed and authorised by the health practitioner. These authorisation forms can be completed by your doctor or pharmacist.

The school will not be able to administer any medication without the Medication Authority Form. Please ensure that these medication forms are completed by the time we depart from camp. All medication should be in their original package/s with dosage and instructions clearly visible.



General camp information

Medication Authority Form

- this **must be completed by a GP or pharmacist** if your child requires any medication while we are away
- this is even a requirement for panadol and nurofen
- if the school already has a copy of this (eg: asthma or anaphylaxis) then you do not need to have another one filled in
- to find this form online you can access this via the school website under the **CHILD SAFETY** tab and then select **POLICIES**.
- alternatively, please see school office staff for one of these forms



General camp information



MEDICATION -

- Hayley (camp 1) and Beth (camp 2) will be in charge of all medication. Please see them on the morning we leave to hand medication in.
- We will be bringing any school Ventolin or Epipens for all children with Asthma or Anaphylaxis plans. You do not need to bring those things.
- With the exception of asthma puffers, no medication is to be in children's bags or rooms
- Please ensure all medical information is updated on the Parent Portal on ICON





General camp information

CAMP COSTS -

\$200 per child - this will be added to school fees via the office if you consent for your child to attend camp. If you have a Health Card, you may be entitled to the CSEF government funding support for camps. Please see the office for further details.

General camp information

Students come to school wearing casual clothes suitable for walking and the activities planned for.

WHAT CLOTHING TO PACK -

- ★ 1 pair of long pants/tracksuit
- ★ 1 t-shirt
- ★ 1 jumper or windcheater
- ★ 1 jacket (waterproof ideally)
- ★ 1 beanie
- ★ 1 pair of thongs
- ★ 1 pair of pyjamas
- ★ 2 set of underwear and socks

WHAT ELSE TO PACK -

- ★ A pillow
- ★ Sleeping bag
- ★ 1 towel
- ★ Toiletries - soap, toothbrush and toothpaste, roll-on deodorant, hairbrush
- ★ Small backpack to carry:
- ★ Drink bottle, snack & lunch for Monday

Please ensure all items are labelled.

Students are **NOT** to bring any electronic devices.

All students must wear runners during the day as they will be walking a lot.

Benefits of camp



Develop friendships and social skills

Camp is an opportunity to develop a range of social skills and new friendships by connecting with other students. Activities will involve problem solving skills also.

Develop independence skills

For many campers this is the first time away from home. Parents are not there to pick up after them and remind them to do things.

Learn new skills

Campers are exposed to a lot of activities that they may not have tried before. Camp is an adventure and an opportunity to go beyond our comfort zones.


Develop geography skills

As this is an educational camp, heavily linked to the geography curriculum which will be the focus of our Term 3 inquiry, it forms an important part of the learning for Term 3.

Camp Anxieties

Some common camp worries:

- Not being able to sleep properly
- Not liking the food camp will offer
- Who they will be sharing a cabin with
- Not enjoying the activities camp will offer
- Feeling homesick, and so on.



Although these are understandable concerns, it is important to help kids feel more positive about camp and to overcome the fear of not enjoying camp.

Reducing Camp Anxieties

Being prepared is important:

Please ensure that your camper can -

- Organise their own clothing and belongings
 - Good idea to pack together
 - Practise rolling a sleeping bag
- Have sleepovers
 - Stay over at friends / relatives to experience being away from home
- Talk about camp activities and challenging themselves
- Discuss worries / concerns with you and their teacher
- Shower independently



Reducing Camp Anxieties

Some reminders for Mum and Dad:



Do's



Don'ts

Please do -

- Tell your children that you want them to have fun.
- Make sure they go off to camp with your blessing, not carrying your anxiety.

Please don't -

- Say "Mummy and Daddy will miss you so much"
- Say "I wish I could come and look after you"
- Cry on the morning of camp or at the bus
- Turn up at the campsite

What's Next?

- If you have any questions or concerns, please make contact with your child's teacher via Dojo.
- The staff will work with students who are anxious about camp discussing strategies they can use while away.
- Regularly check in with your child to see how they're feeling about camp.
- Encourage them to ask any questions they may have.
- Feel free to have a look at the [Urban Camp](#) website to find out more.



What's next?

The day after camp will be a student free day.

3/4 ● Red, ● Green & ● Yellow - no school on Wednesday 21st of August

3/4 ● Blue, ● Orange & ○ White - no school on Wednesday 28th of August

Specialists for these two weeks will be on Thursday's.

Questions?



- If you have any questions or concerns, please make contact with your child's teacher via Dojo.

