

The Sound of Music

2024





Welcome!

- Congratulations on being involved in this year's production of The Sound of Music
- We look forward to working with you on our journey.
- Sometimes it may feel like hard work and you may not feel like attending rehearsal, but remember, we, and especially your choreographers, are counting on you!
- Sometimes it will feel like it is never going to come together but it always does- that's the magic of theatre!
- You will be rewarded for all your hard work and remember these things:
- You only get out of something what you put into it.
- There is no such thing as a small part, only a small actor.
- Enjoy every minute of your time on stage!
- Prerequisite if you are interested in applying for an Arts Captain portfolio

Chookas!



TERM 2 REHEARSALS

Mondays afterschool: Cast & Chorus

Tuesdays Lunchtime: Specialist Dancers (TBC)

Wednesdays before school: Orchestra (with soloists to join Week 5/6)

Thursdays Afterschool: Leads & Specialist Singers/Nuns

Lunchtimes: Soloists

Introduction of Production Team

2024

Producer and
Co-Director:
Anne Corry



Co-Director &
Technical Director:
Lindy Mumme



Choreography: Siobhan Judge



Music Director:
Tony Hicks
(Orchestra rehearse
Wednesdays before
school)



Vocal Coach:
Ellyce Calder



Andy Clarke
Rhythm Section





Student Choreographers Siobhan Dockray

Student
Choreographers
Sophie Quereshi
Brooke Marsland



Student
Choreographers
Sophie Quereshi
Immy Martin



Student
Choreographers
Sophie Quereshi
Elodie Mumme





Other Jobs (Year 10 Event Management)

Student Crew:

Lights

Sound

Props

Video

Backstage

FOH- Student
Executive

(Please note Front
of House is out of
bounds before and
during the show)



**Important Dates Reminders-please put these
in your family calendar :**

EVENING PERFORMANCE DATES:

Week 5 of Term 3

Tuesday 13th AUGUST & Thursday 15th

August

(Cast 1)

Wednesday 14th August & Friday 16th August

(Cast 2)

**NB: Chorus, Crew and Orchestra are required
all 4 evenings.**

VENUE: MGC Theatre, 7.30PM.



Bump In- Term 3 Week 4

This is when all the equipment arrives!
We get to work with our live orchestra, set, lights
and sound and get used to the stage space.

Friday 9th August Term 3, Week 4
Compulsory Technical Rehearsal
(despite being a Curriculum Day!)

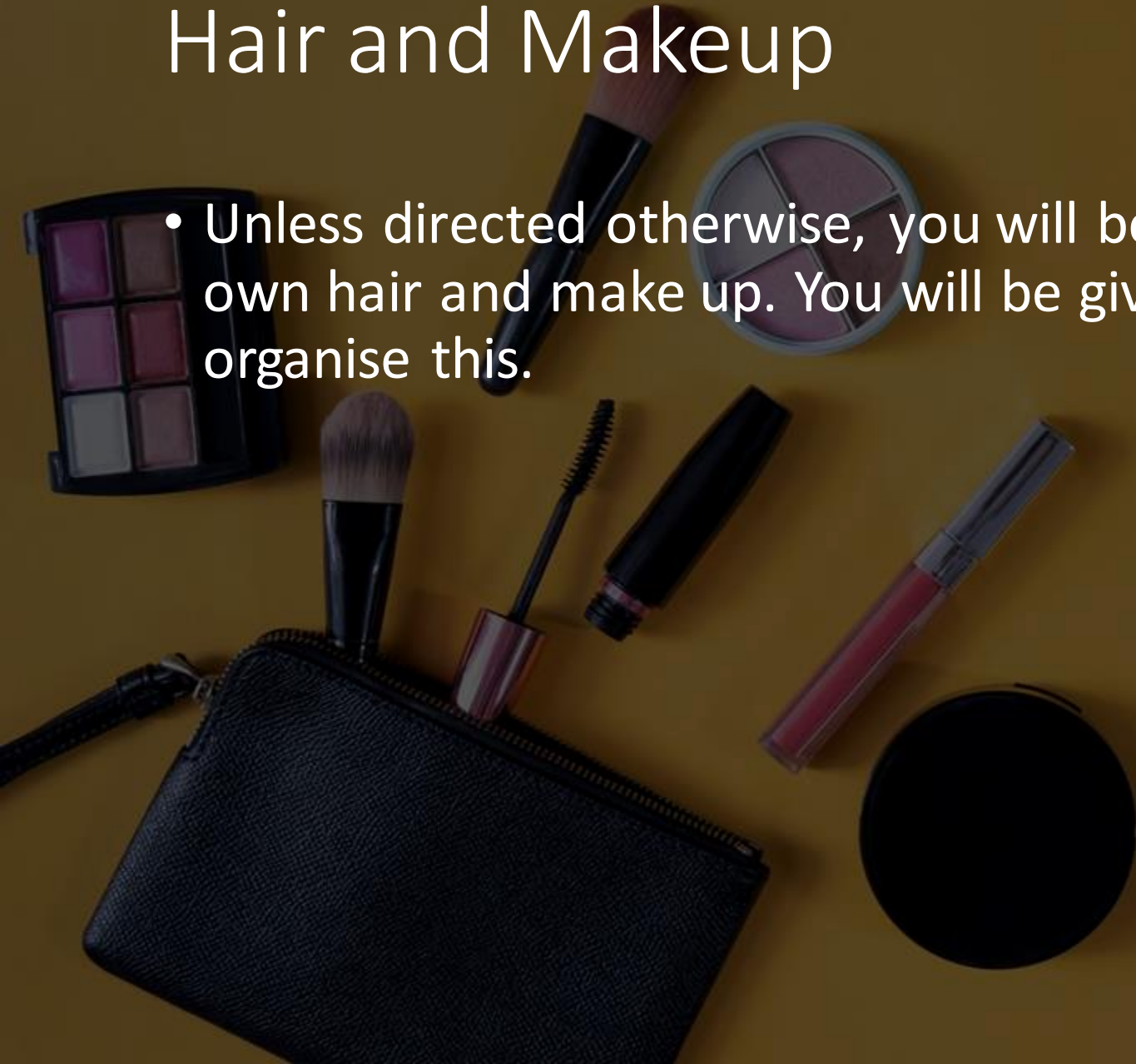




Monday 12th August Term 3, Week 4
Compulsory Full Dress Rehearsal till 4.30pm
(All Day- Compass event)

Hair and Makeup



- Unless directed otherwise, you will be responsible for organizing your own hair and make up. You will be given a detailed brief and time to organise this.



COSTUMES

You will be responsible for organizing your own costume.

Levy to cover hire for leads.



Souvenir T-shirt

- You are welcome to buy a souvenir t-shirt.
-

Souvenir Program

- All students will receive a complimentary souvenir program.
-

Production Week Procedure Week 5 Term 3

- **6.00pm:** Compulsory preshow meeting @ in the Theatre for everybody
 - **6.30pm:** Go to your dressing room and sign in with your staff supervisor.
 - **7.15pm:** Doors open
 - **7.30pm:** Show Starts!
 - **8.40:** (approx) Interval
 - **Show Ends 10pm approx. (Final night will end a little later due to Presentations.)**
 - *Please make sure you have a lift home-organize a carpool. Please don't travel alone.*
-





After school Supervision

MDS Students have the **option** of being supervised after school for some quiet time/homework catch up if you live too far away to go home and return in time for 6pm call.

Ticket Sales

Tickets will go on sale in Term 3 via our MGC website. Please ensure you have already organized what nights your family and friends are able to attend.

What to bring on the night:

- Water bottle
 - Makeup
 - Costume
 - Healthy Snacks (no nuts)
 - A quiet activity such as a book or pack of cards for when you are not on stage.
 - Please note the main building will be locked and no access so don't leave anything in your locker that you might need!
 - Also bring a quiet activity such as a book or deck of cards for when (Please you are not on st
-



What NOT to bring on the night:

- VALUABLES
 - Please give your phone/wallet to your supervising teacher for safety.
 - NUTS
-





MEALS

- Meals are available from the Café -just complete a lunch order at recess.
- Alternatively, BYO dinner and heat it up in the microwave.
- Boiling water is available

Act 1-

please highlight which scenes you are in

Scene	Set	Musical Number	Required	Costumes
1	Abbey- in front of curtain	#1 Dixit Dominus	Nuns/Specialist Singers	Nuns Habits
2	Mountainside	#2 The Sound of Music	Maria & Chorus	"Flowers"
3	Abbey Office	#4 How Do You Solve a Problem Like Maria? #6 My Favourite Things	Nuns Maria Mother Abbess	
4	Von Trapp Villa	#9 Do Re Mi	Franz, Houskeeper, Captain Von Trapp, Maria and Children	Children- Sailor Uniforms
5	Villa- Garden, Night	# 11 "16 Going on 17"	Leisl and Rolf	Telegram uniform
6	Maria's Bedroom	#14 The Lonely Goatherd	Housekeeper, Maria, Children, Captain. Puppet Chorus	Nightclothes
7	Villa- Terrace	#16 How Can Love Survive? #17 The Sound of Music (reprise)	Captain, Baroness, Max. Franz & Housekeeper Rolf, Maria, Children	Curtain Clothes
8 /9	Villa- Ballroom	Laendler Dance #24 So Long, Farewell	Zeller, Elberfeld, Senior School Chorus, Max, Baroness, Captain, Children, Maria	Ball gowns/Formal
10	Abbey	#28 Climb Every Mountain	Sister Margareta, Mother Abess and Maria	

Act 2-

Please highlight which scenes you are in

Scene	Set	Musical Number	Required	Costumes
1	Villa-terrace	#32 My Favourite Things (reprise) #33 No Way to Stop It #34 An Ordinary Couple	Children, Max, Elsa, Captain, Maria, House keeper and Franz	
2 & 3	Wedding	How Do You Solve a Problem Like Maria (reprise)	All except Year 7 Chorus	Bride, bridesmaids, Admiral Ballgowns/Formal
4	Villa	# 40 "16 Going on 17" (reprise)	Max, Children, Zeller, Franz, Maria and Captain, Rolf, Von Schreiber	Honeymoon clothes
5	Concert Stage	#41 Do Re Mi (Reprise) #42 Edelweiss #43 So Long, Farewell (Reprise)	Von Trapps, Max, Zeller, Rolf, Contestants	National Costumes
6	Abbey	#46 Climb Every Mountain (Reprise)	Von Trapps, Nuns, Rolf, Zeller, Von Schreiber	Overcoats

The image features a dense field of 3D question marks. Most are dark grey and recede into the background, creating a sense of depth. In the center, one question mark is highlighted in a bright yellow color, standing out prominently. The text "Any questions?" is overlaid in white, centered horizontally and partially overlapping the yellow question mark.

Any questions?

CHOOKAS!

