



## KSC Career News March 2023

### Welcome

The end of Term 1 is fast approaching. We hope you have a lovely Easter and a relaxing school holiday break.

### Year 12 news

By the end of Term 1 we should have completed all one on one Year 12 Career Interviews. If you are not scheduled in for a Year 12 Careers Interview on your Compass Schedule please book one through the Koonung Careers Website. There is a button which says 'Book Appointments'. If you have not booked an interview please do this before the end of term. Please remember to look at Compass Newsfeed as we will continue to share information from the Universities and TAFEs about upcoming events or course information.

### Year 11 news

Year 11 students can book a Careers Interview if they would like. This can be done online on the Koonung Careers Website by clicking on the button 'Book Appointments'.

Year 11 students should continue to look at Compass Newsfeeds as we will share information from the Universities and TAFEs about upcoming events or course information.

### Year 10 news

#### Pathways

Pathways students should be researching suitable placements for Work Experience. Work Experience will be run from Monday 19<sup>th</sup> June to Friday 23<sup>rd</sup> June, 2023.

**All forms for Work Experience must be brought to the Careers Office by Thursday 6 April, 2023.**





## ***Included in this newsletter:***

Open Days & Info Sessions

Scholarships

Careers and Jobs

Work Experience

Job Spotlight

### **Open Days & Info Sessions**

#### **[VU Polytechnic | Cookery Information Sessions and Tour of Facilities](#)**

March 27, 2023

March 29, 2023

April 3, 2023

[Find out more](#)

#### **[VU Polytechnic | Early Childhood Education Information Session](#)**

March 31, 2023

[Find out more](#)

#### **[Collarts | Open Day 2023](#)**

May 13, 2023

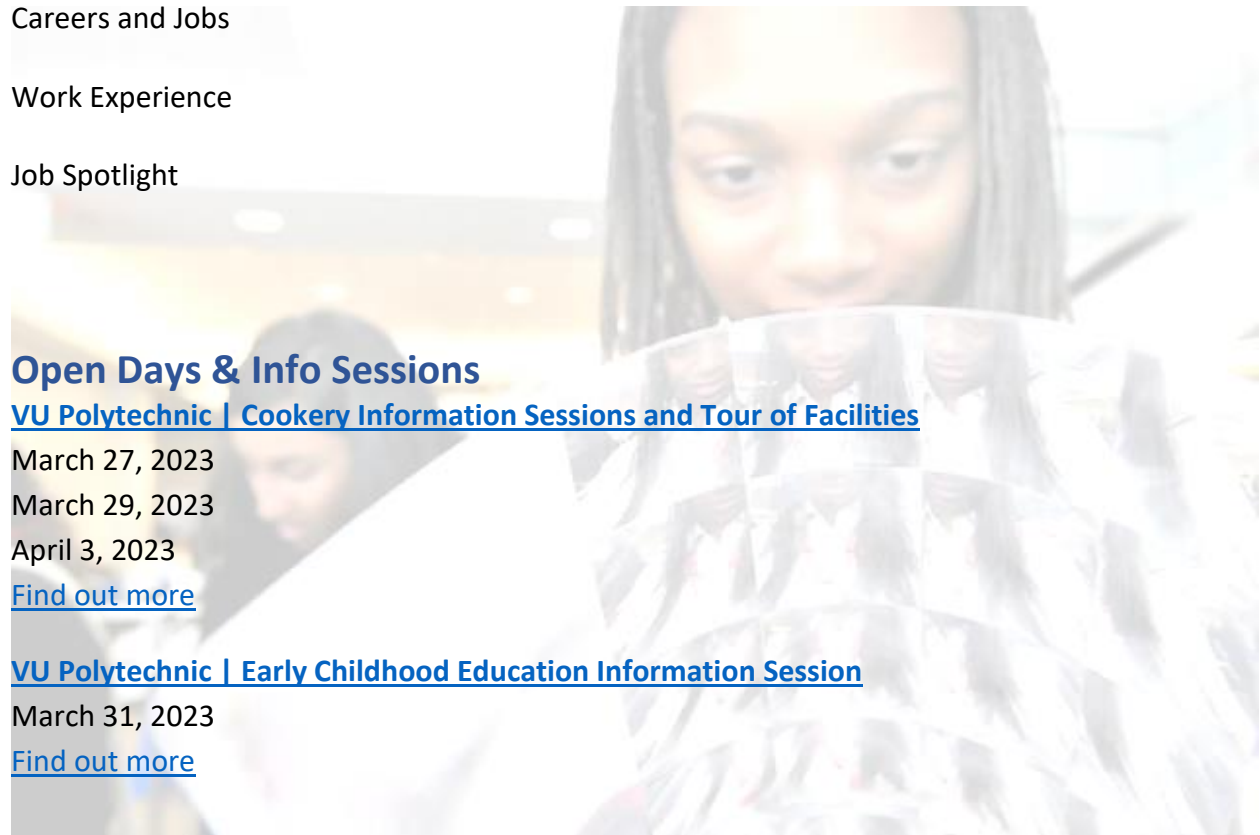
[Find out more](#)

#### **[University of Melbourne | Hands on Engineering & IT](#)**

April 12 to April 14, 2023

A day of workshops to introduce year 10 students to different areas of Engineering & IT.

You don't need any prior knowledge – this day is about having a look at Engineering & IT, solving a few problems, seeing the campus, meeting some students and academics, having a





pizza lunch and having fun. The schedule will be repeated daily so students should attend one day only.

[Find out more](#)

### **[VU | Talk it Out](#)**

April 20, 2023

This event is aimed at helping Year 11 and 12 students to manage the challenges and pressures that come with academic demands, and to provide valuable resources for managing their mental health.

[Find out more](#)

### **[Bond | Virtual Open Day](#)**

April 29, 2023

[Find out more](#)

## **Scholarships**

### **[7 Things to Consider When Searching for Scholarships](#)**

Navigating the world of scholarships can sometimes seem like a daunting task. With so many opportunities available, it's crucial for you to identify scholarships that are not only financially beneficial, but also align with your goals and circumstances.

#### **Eligibility criteria**

This one seems obvious, but it's important! Always ensure you meet the specific eligibility requirements of a scholarship before applying, or you might be setting yourself up for disappointment.

#### **Application deadlines**

It's essential to be aware of the application deadlines for any scholarships you want to apply for. Most scholarships have strict closing dates and won't accept late submissions, so make good notes of any deadlines to ensure you don't miss out.

#### **Award amount and duration**

Consider the scholarship's award amount and duration to determine if it will provide sufficient financial support throughout your studies.





### **Renewability**

Some scholarships are renewable, meaning they can be awarded for multiple years if you maintain certain criteria (e.g. meeting a minimum GPA). Consider if a renewable scholarship is more beneficial to you than a one-off award.

### **Application requirements**

Each scholarship will have unique application requirements, including essays, letters of recommendation, or interviews. Evaluate the effort needed for the application process and ensure you can provide all necessary materials within the deadline.

### **Scholarship restrictions**

Some scholarships come with specific restrictions or conditions, such as requiring you to study a particular course, attend certain promotional events, or write letters of thanks to donors. Make sure you're comfortable with any conditions before applying.

### **Impact on other financial support**

Receiving a scholarship may impact your eligibility for other financial support, such as government payments and grants. If you're unsure, reach out to the institution you're applying to and ask if a scholarship might affect your other financial support options.

If you want to find out more about scholarships and search for opportunities, take a look at our scholarships database [here](#).

## **Getting Ready for Work**

### **[How to Prepare for Virtual Interviews](#)**

Although video and phone interviews have both been around for a long time, in the post-COVID era, Zoom and the like have never been more popular. In some instances, this method of interviewing may have replaced physical interviews because it's just easier all around.

You should treat a virtual interview as you would any other interview and consider these tips.





### **Find a suitable location**

Choose somewhere well lit, quiet and out of the way. You'll need to focus and avoid distractions.

Make sure that you can be seen well, you're not just a silhouette and think about what's on view in the background.

If you can't find a great spot at home consider asking your library or school if they have a room you can use.

### **Get your technology sorted**

Work everything out beforehand, what technology you'll need, where you'll set it up. Make sure any apps are up to date and you know how to use them.

Have a practise run.

Ensure everything is fully charged, you have good internet connection or enough data.

Stay away from filters.

### **Remove distractions**

Silence or turn off your phone.

Turn off notifications on your computer or phone as well.

Let everyone around you know you're on an interview.

### **Focus**

Use all of your communication skills to show that you're giving your full attention to what's being said or asked.

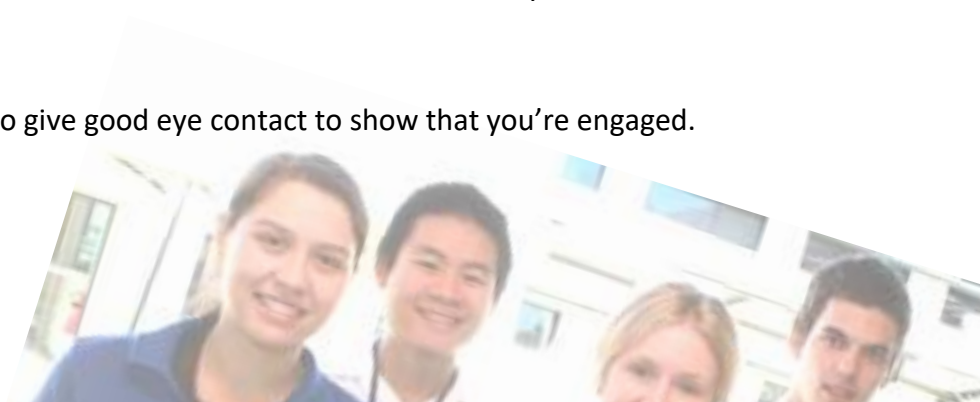
A good posture, eye contact, nodding and other non-verbal gestures all show the interviewer that you're actively listening (don't forget, if you've muted your audio, they won't hear you if you're agreeing verbally).

### **Mute yourself**

When you're not talking use this function to block out other sounds around you.

### **Make good eye contact**

In face-to-face interviews it's easy to give good eye contact to show that you're engaged.





We recommend that you look at the camera and consider closing the window where you can see yourself – that way it won't look like you're watching yourself instead of paying attention to the interviewer.

### **Be professional**

Look smart, use great vocabulary, be polite.

Plan a couple of questions to ask them about the job or their organisation.

### **Remember**

Make a note of the date and time, schedule reminders if necessary.

Check you have a link or invitation ahead of time and make sure you know where it is in your emails. If you need to download apps or software then make sure you get that sorted ahead of the date too.

Introduce yourself and pay attention to the interview panels names and their job roles.

At the end of the interview remember to thank them for their time – you could even send a follow up email thanking them too.

### **Get more job application tips**

If you're looking for some more help on how to complete a great job application or how to ace your interviews, check out some of the other blogs on our website [here](#).


### **Focus**

Use all of your communication skills to show that you're giving your full attention to what's being said or asked.

A good posture, eye contact, nodding and other non-verbal gestures all show the interviewer that you're actively listening (don't forget, if you've muted your audio, they won't hear you if you're agreeing verbally).

### **Mute yourself**

When you're not talking use this function to block out other sounds around you.





### **Make good eye contact**

In face-to-face interviews it's easy to give good eye contact to show that you're engaged. We recommend that you look at the camera and consider closing the window where you can see yourself – that way it won't look like you're watching yourself instead of paying attention to the interviewer.

### **Be professional**

Look smart, use great vocabulary, be polite.

Plan a couple of questions to ask them about the job or their organisation.

### **Remember**

Make a note of the date and time, schedule reminders if necessary.

Check you have a link or invitation ahead of time and make sure you know where it is in your emails. If you need to download apps or software then make sure you get that sorted ahead of the date too.

Introduce yourself and pay attention to the interview panels names and their job roles.

At the end of the interview remember to thank them for their time – you could even send a follow up email thanking them too.

### **Get more job application tips**

If you're looking for some more help on how to complete a great job application or how to ace your interviews, check out some of the other blogs on our website [here](#).

## **Work Experience**

### **5 Questions to Ask While You're on Work Experience**

Work experience is invaluable to help you gain hands-on experience in your chosen field, explore potential career paths, and develop essential skills for your future. By actively engaging in the experience and asking questions, you can make sure you're getting the most out of your placement. Here are five key questions you should be asking while you're on work experience.

### **What are the primary responsibilities and daily tasks in this role?**





Understanding the day-to-day activities and expectations of a job can provide you with a clearer picture of what a career in that field entails, helping you make informed decisions about your future.

**How do the skills and knowledge I'm gaining (or will gain) in my studies apply to this job?**

Connecting the knowledge acquired in the classroom to real-world work situations is crucial for understanding how your education translates to the workplace. This can also help identify any gaps in your knowledge or skills that you can address.

**What are the most challenging aspects of this job, and how do you overcome them?**

Learning about the challenges professionals face in their roles and the strategies they employ to address them can help you develop resilience, adaptability, and problem solving skills that are essential for success in any career.

**How do you see this industry evolving over the next few years, and what can I do to stay competitive?**

Gaining insights into industry trends and potential changes can better prepare you for the future job market, ensuring you remain competitive and up-to-date with relevant skills and knowledge.

**Can you recommend any resources, professional associations, or networking opportunities that could help me?**

Expanding your professional network and staying informed about industry news and opportunities can be a big help as you progress in your career. By seeking advice from experienced professionals, you can identify valuable resources to help support your growth and development in your chosen field.

If you're interested in learning more about work experience, you can read more blogs and search for opportunities on our website [here](#).







## Workplace Spotlight


### How to become an Interior Designer

Interior Designers plan, design and coordinate the creation or renovation of spaces to live or work in, incorporating individual clients' tastes, as well as functional purpose, into their designs (and budgets). They use elements of design, decoration, safety, traffic flow, building structure, building codes, ergonomics, spatial concepts, and psychology to complete a project.


Interior designers may be self-employed or work for design and architectural firms. The job often involves collaborating with architects, builders, cabinet makers and other tradespeople, engineers and design consultants. Fields of specialisation include commercial interior design, industrial design, environmentally-friendly and ergonomic design, as well as film set design and construction.


If you love decorating rooms and positioning furniture, and have a great eye for detail, colour and spatial arrangements, a career in interior design could be perfect for you.

#### **About you:**

- 
- Excellent communication skills
  - Creative and artistic
  - Good at problem-solving and lateral thinking
  - Works well independently and as part of a team
  - Aptitude for technical drawing and illustration
  - Spatial planning skills
  - Project management skills
  - Knowledge of industry standard design software

#### **The job:**

- Meeting with clients, architects and tradespeople to discuss the needs of the client
  - Developing designs that meet the brief, are functional, appealing and appropriate for the space
  - Incorporate building safety, planning, and other legal requirements
  - Use design software to create models and visuals
  - Prepare and administer tenders and contract documents
  - Research and prepare plans, diagrams and sketches for interior constructions, materials, finishes, lighting and furnishing
- 

- 
- Select suppliers for materials and labour
  - Estimate costs and submit quotes for client approval
  - Inspect and supervise on-going work to ensure quality and safety standards, costs and deadlines are met
  - Design exhibitions, commercial display stands or stage, film and television production sets

### **Lifestyle Impact: Low**

- Part Time opportunities: Moderate – around 37% of Interior Designers work part-time (source: labourmarketinsights.gov.au).
- Average hours for full-time workers: 45 hours a week, which is just above average (source: labourmarketinsights.gov.au).
- Interior Designers' salary (average) \$55,640\* per year (source: ato.gov.au). \*Salaries greatly vary depending on your skills and experience.
- Future career growth: Very strong (source: labourmarketinsights.gov.au).
- You will be doing most of your work indoors.

### **Interior Designers are most in demand in these locations:**

Most work for Interior Designers is found in capital cities and larger metropolitan areas. Most Interior Designers work in the Professional, Scientific and Technical Services industry.

### **How to become an Interior Designer in Australia**

A VET or university qualification in applied design, interior design, interior architecture, or spatial design is the most common pathway.

Step 1 – Complete Year 12 with a focus on English, Maths, and Arts or Design.

Step 2 – Complete a relevant VET course to build on your skills and experience, such as:

- [Certificate III in Design Fundamentals](#)
- [Diploma of Interior Design](#)

There are also lots of short courses and workshops you can take.

Step 3 – Consider upskilling with an undergraduate level degree in design to consolidate your knowledge and make yourself more attractive to potential employers.





Step 4 – Start working as an Interior Designer, either freelance or as part of a design firm or business.

Step 5 – Once you have lots of experience, consider starting your own business.

Find out more here –

<https://www.design.org.au/>

<http://australiandesignalliance.com/>

### **Similar Careers to Interior Designer**

Graphic Designer

Visual Merchandiser

Architect

Curator

Fashion Designer

Jewellery Designer

Landscape Designer

Find out more about alternative [careers](#).

### **Frequently Asked Questions (FAQs)**

#### **What options are there for career progression?**

You might start out working for someone else as part of a business or firm, before moving on to work freelance. With enough experience you might even like to start up your own business.

#### **Do I need to go to university to become an Interior Designer?**

Not necessarily – VET qualifications can be suitable. However, you might be able to access a wider variety of opportunities if you have a university-level qualification.

#### **Where do Interior Designers work?**

Interior Designers usually work in offices and design firms. You might also get the chance to travel to clients' homes to inspect the area in person too.





### **What are 3 things I can do right now to help me become an Interior Designer?**

If you're in high school and you'd like to find out if a career as an Interior Designer is right for you, here's a few things you could do right now:

1. Start taking short courses and workshops to build on your design skills. There are lots of free and even online courses you can take.
2. See if you can find work experience in design. This will help you see if you might enjoy the work, and can help you start building important contacts for the future.
3. Talk to an Interior Designer to see what a day in their life is like. If you don't know anyone, see if you can watch videos or documentaries about a career in design.

