



MY OOPSspace JOURNAL



Did you know it's impossible to create something perfect? And our mistakes can actually help us create unique things that never existed before. Put together the My OOPSspace Journal and see how many imperfect things YOU can create while having fun!



1

Print pages 2-7 double-sided. Be sure to check printer settings. If you can not print double sided you will have extra white pages which is okay.



2


Fold the pages to fit inside your cover page. The "Found Objects Collage" is a 2 page spread and works best in the middle of your book.



3

Staple your book together to secure. Now you are ready to begin your journal!





My OOPSpace JOURNAL

My name: _____





by BEING
YOURSELF
you put something
Wonderful
IN THE WORLD
THAT WAS NOT
THERE BEFORE

• EDWIN ELLIOT •



Splatter Art



You will need some basic supplies and a safe place to create messy splatter art. Choose from the ideas below to create your splatter art masterpieces.

Balloon Splatter Painting

1. Squirt a little bit of washable paint into a water balloon.
2. Fill the rest of the balloon with water.
3. Drop the balloons on the paper and they will burst open and splatter it with paint!



Paint Brush Splatter Art

1. Fill the bristles of the paint brush with washable watercolor or acrylic paint.
2. Gently tap the paint brush with your finger on your opposite hand to splatter the paint on the paper.



Rubber Band Splatter Art


1. Find a cardboard box (a shoe box is the perfect size).
2. Place a piece of paper inside the box.
3. Fit a couple rubber bands over the box, spacing them out evenly.
4. Cover the rubber bands with paint and pull the bands up and let them go! Watch the paint splatter on the paper.



My Creative Portrait

Use the space below to draw your face. Collect some materials like buttons, objects from nature, or images from magazines and use them to decorate the different parts of your portrait.

What is something that is not going perfectly in your life and...



...you are making the best of it?

...you're working to change it?

...you like it that way?



Color Outside - the Lines -

Use the space below to add to the drawing and
create something new!



My Very Imperfect Story

Write down four of your favorite things, places,
people, or characters below.

1.

3.


2.

4.

Use your imagination to create a story that
includes the four words above.



Turn the Ink Stains Into Something Else



Fill this bouquet with anything you would like! You can use paint, pencils, or crayons to draw or glue on imperfect leaves, dry flowers, or torn paper.

Found Objects Collage

To make a collage, glue different materials such as photos, images from magazines, ribbons, pieces of cloth, or elements found in nature. There is no right or wrong way to make a collage, each one is unique in its own way!

