



# *Swimming* 2025



Wednesday 26 March

Perth HPC

Indoor 8 lane pool

# *A Division*



# Carnival Divisions 2025

## **A DIVISION | Wednesday 26 March**

All Saints' College  
CBC Fremantle  
Chisholm Catholic College  
Corpus Christi College  
John XXIII College  
Mazenod College  
Mercedes College  
Newman College  
Sacred Heart College  
St Brigid's College

## **C DIVISION | Tuesday 25 March**

Bunbury Cathedral Grammar School  
Frederick Irwin Anglican School  
Lake Joondalup Baptist College  
Mandurah Baptist College  
Nagle Catholic College  
St George's Anglican Grammar School  
St Mary MacKillop College  
Ursula Frayne Catholic College

## **E DIVISION | Friday 28 March**

Carey Baptist College (Harrisdale)  
John Paul College  
Lumen Christi College  
Mater Dei College  
Servite College  
St James' Anglican School  
St Stephen's School (Carramar)  
Tranby College

## **G DIVISION | Thursday 20 March**

Austin Cove Baptist College  
Grace Christian School  
Holy Cross College  
John Wollaston ACS  
Quinns Baptist College  
Rehoboth Christian College  
St Joseph's School

## **I DIVISION | Tuesday 18 March**

Carmel School  
Ellenbrook Christian College  
Esperance ACS  
Foundation Christian College  
Fremantle Christian College  
Southern Hills Christian College  
St Andrew's Grammar

## **B DIVISION | Thursday 27 March**

Guildford Grammar School  
Kennedy Baptist College  
Kolbe Catholic College  
Mandurah Catholic College  
Peter Moyes Anglican Community School  
Prendiville Catholic College  
St Mark's ACS  
St Stephen's School (Duncraig)

## **D DIVISION | Monday 24 March**

Emmanuel Catholic College  
Georgiana Molloy Anglican School  
John Septimus Roe ACS  
Kingsway Christian College  
La Salle College  
Seton Catholic College  
St Norbert College  
Swan Christian College

## **F DIVISION | Friday 21 March**

Geraldton Grammar School  
Helena College  
Irene McCormack Catholic College  
Living Waters Lutheran College  
Peter Carnley Anglican Community School  
Providence Christian College  
South Coast Baptist College  
Swan Valley Anglican Community School

## **H DIVISION | Wednesday 19 March**

Aranmore Catholic College  
Carey Baptist College (Forrestdale)  
Court Grammar School  
Geraldton Christian College  
Mercy College  
Mother Teresa Catholic College  
Mundaring Christian College  
St John Bosco College

## **J DIVISION | Monday 17 March**

Alkimos Baptist College  
Atlantis Beach Baptist College  
Heritage College  
Hillside Christian College  
Immaculate Heart College  
International School of Western Australia  
Salvado Catholic College  
The King's College

Lane 1



### St Brigid's College

Caps: black  
Bathers: black with green & gold rear trim



### Mazenod College

Caps: navy blue with white logo  
Bathers: navy blue with white logo (jammers or briefs)

Lane 2



### Sacred Heart College

Caps: red with white 'SHC'  
Bathers: black with red & white side panels

Lane 3



### Chisholm Catholic College

Caps: white with school crest & red lettering  
Bathers: G: teal with red & white side panels and white edging  
B: teal with red & white jammers

Lane 4



### John XXIII College

Caps: white with gold/navy crest  
Bathers: navy blue & gold

Lane 5



### All Saints' College

Caps: dark blue with white lettering  
Bathers: navy blue with light blue side panel (B: jammers/briefs)

Lane 6



### Newman College

Caps: sky blue with royal blue logo  
Bathers: black with dark blue & blue scoop stripes bottom front  
(B: have the option of school blue racing skins)

Lane 7



### Corpus Christi College

Caps: white with burgandy/blue motif  
Bathers: navy blue with white & burgandy side stripe and 'CORPUS' in white on back

Lane 8



### Mercedes College

Caps: white  
Bathers: green




### CBC Fremantle

Caps: white with college crest  
Bathers: charcoal with college crest on back

# Entry, Exit & Seating Allocations

	Permanent stand	Temporary stand		
	Block, Rows/Seats, # of seats	Block	Seats	Total
Mercedes	85 seats: Block C, Rows E-J. Door 4.			
CBC	85 seats: Block B. Rows E-J. Door 4.			
Newman	150 seats: Block A.			
All Saints'		K (West)	126	126
John XXIII		K (East) L (West)	22 104	126
Sacred Heart		L (East) M (West)	19 107	126
Corpus		M (East) N (West)	12 114	126
St Brigid's		P (West)	63	63
Mazenod		P (West)	63	63
Chisholm		P (East)	126	126

Public Doors 5 & 6 591 seats	Block C, Rows K-M Block D, Rows A-J (all), Rows K-M (seats 64-80) Block E, Rows C-J, Rows K-L (seats 81-92)
Spare	Blocks F – J. Doors 7 - 10



*ACC Sports*

# LiveStream

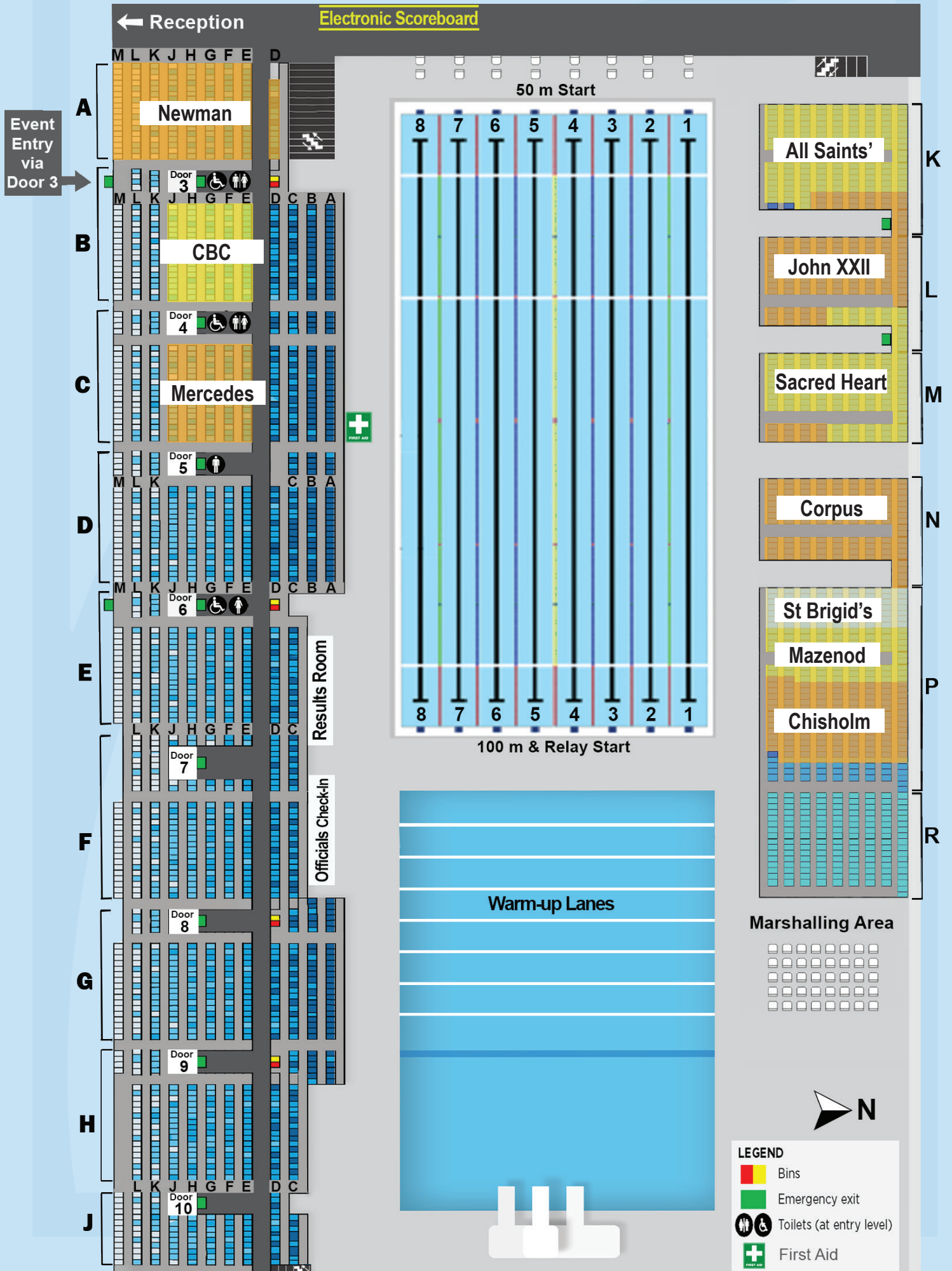
*Swimming*

Catch it live on  **Streamer**

Get the link from your school's  
Sport Coordinator



# Venue Layout & Seating Allocations



# PROGRAMME OF EVENTS – A & B DIVISIONS

#	Time	Event				Record			
1	9:00	100 m Freestyle	G	U13	Div I	1:02.89	2011	Tamsin Cook	St. Mark's ACS
2	9:03	100 m Freestyle	B	U13	Div I	1:02.79	2023	Aaden Kettle	Mazenod
3	9:06	100 m Freestyle	G	U14	Div I	1:01.26	2014	Jaime Prescott	All Saints'
4	9:09	100 m Freestyle	B	U14	Div I	58.40	2014	Benjamin Dearle	Chisholm
5	9:12	100 m Freestyle	G	U15	Div I	58.74	2018	Crystal Edwards	St Stephen's (D)
6	9:15	100 m Freestyle	B	U15	Div I	55.95	2022	Sam Carmignani	Sacred Heart
7	9:18	100 m Freestyle	G	U16	Div I	57.09	2019	Crystal Edwards	St Stephen's (D)
8	9:21	100 m Freestyle	B	U16	Div I	54.37	2023	Lucas Fackerell	Prendiville
9	9:24	100 m Freestyle	G	U17	Div I	58.84	2007	Rebecca Blevins	Mater Dei
10	9:27	100 m Freestyle	B	U17	Div I	51.68	2024	Lucas Fackerell	Prendiville
11	9:30	100 m Freestyle	G	U19	Div I	59.10	2021	Crystal Edwards	St Stephen's (D)
12	9:33	100 m Freestyle	B	U19	Div I	52.99	2024	Alexander Sillitoe	Carey BC (H)
13	9:36	4 x 50 m Medley	G	Junior	Div I	2:12.72	2016		Mandurah CC
14	9:39	4 x 50 m Medley	B	Junior	Div I	2:01.37	2023		CBC
15	9:42	4 x 50 m Medley	G	Senior	Div I	2:08.97	2009		Iona
16	9:45	4 x 50 m Medley	B	Senior	Div I	1:53.25	2015		St Mark's ACS
16B		50 m Freestyle	G	Multi Class		<a href="http://www.accsport.asn.au/carnivals/swimming/records">www.accsport.asn.au/carnivals/swimming/records</a>			
16C		50 m Freestyle	B	Multi Class					
17	9:48	50 m Freestyle	G	U13	Div II	28.31	2021	Kaci Curtis	Emmanuel CC
18	9:50	50 m Freestyle	G	U13	Div I				
19	9:52	50 m Freestyle	B	U13	Div II	28.60	2018	Jacob Hale	John Wollaston
20	9:54	50 m Freestyle	B	U13	Div I				
21	9:56	50 m Freestyle	G	U14	Div II	28.69	2022	Emma Stewart	Sacred Heart
22	9:58	50 m Freestyle	G	U14	Div I				
23	10:00	50 m Freestyle	B	U14	Div II	26.83	2019	Jacob Hale	John Wollaston
24	10:02	50 m Freestyle	B	U14	Div I				
25	10:04	50 m Freestyle	G	U15	Div II	26.54	2022	Sylvia Czajko	John XXIII
26	10:06	50 m Freestyle	G	U15	Div I				
27	10:08	50 m Freestyle	B	U15	Div II	25.62	2022	Sam Carmignani	Sacred Heart
28	10:10	50 m Freestyle	B	U15	Div I				
29	10:12	50 m Freestyle	G	U16	Div II	27.97	2024	Anouk Potter	St George's
30	10:14	50 m Freestyle	G	U16	Div I				
31	10:16	50 m Freestyle	B	U16	Div II	25.43	2019	Matthew Teng	Ursula Frayne
32	10:18	50 m Freestyle	B	U16	Div I				
33	10:20	50 m Freestyle	G	U17	Div II	26.21	2024	Sylvia Czajko	John XXIII
34	10:22	50 m Freestyle	G	U17	Div I				
35	10:24	50 m Freestyle	B	U17	Div II	24.83	2022	Charles Hodge	John XXIII
36	10:26	50 m Freestyle	B	U17	Div I				
37	10:28	50 m Freestyle	G	U19	Div II	28.40	2008	Rebecca Blevins	Mater Dei
38	10:30	50 m Freestyle	G	U19	Div I				
39	10:32	50 m Freestyle	B	U19	Div II	24.50	2021	Damian Badenhorst	Austin Cove BC
40	10:34	50 m Freestyle	B	U19	Div I				
40B		50 m Breaststroke	G	Multi Class		<a href="http://www.accsport.asn.au/carnivals/swimming/records">www.accsport.asn.au/carnivals/swimming/records</a>			
40C		50 m Breaststroke	B	Multi Class					



41	10:36	50 m Breaststroke	G	U13	Div II	37.05	2016	Crystal Edwards	St Stephen's (D)
42	10:38	50 m Breaststroke	G	U13	Div I				
43	10:40	50 m Breaststroke	B	U13	Div II	36.64	2021	Jack Woods	CBC Fremantle
44	10:42	50 m Breaststroke	B	U13	Div I				
45	10:44	50 m Breaststroke	G	U14	Div II	36.81	2010	Logan Bristow	St Brigid's
46	10:46	50 m Breaststroke	G	U14	Div I				
47	10:48	50 m Breaststroke	B	U14	Div II	34.27	2014	Benjamin Dearle	Chisholm
48	10:50	50 m Breaststroke	B	U14	Div I				
49	10:52	50 m Breaststroke	G	U15	Div II	34.00	2018	Crystal Edwards	St Stephen's (D)
50	10:54	50 m Breaststroke	G	U15	Div I				
51	10:56	50 m Breaststroke	B	U15	Div II	32.19	2023	Jack Woods	CBC Fremantle
52	10:58	50 m Breaststroke	B	U15	Div I				
53	11:00	50 m Breaststroke	G	U16	Div II	33.73	2019	Crystal Edwards	St Stephen's (D)
54	11:02	50 m Breaststroke	G	U16	Div I				
55	11:04	50 m Breaststroke	B	U16	Div II	32.06	2017	Aleksandr Bell	John XXIII
56	11:06	50 m Breaststroke	B	U16	Div I				
57	11:08	50 m Breaststroke	G	U17	Div II	34.55	1992	M Sibraa	Kolbe
58	11:10	50 m Breaststroke	G	U17	Div I				
59	11:12	50 m Breaststroke	B	U17	Div II	31.08	2015	George Harley	Sacred Heart
60	11:14	50 m Breaststroke	B	U17	Div I				
61	11:16	50 m Breaststroke	G	U19	Div II	33.76	2018	Lauren Gastevich	St Stephen's (D)
62	11:18	50 m Breaststroke	G	U19	Div I				
63	11:20	50 m Breaststroke	B	U19	Div II	30.54	2016	George Harley	Sacred Heart
64	11:22	50 m Breaststroke	B	U19	Div I				
64B		50 m Butterfly	G	Multi Class	www.accsport.asn.au/carnivals/swimming/records				
64C		50 m Butterfly	B	Multi Class					
65	11:24	50 m Butterfly	G	U13	Div I	31.53	2011	Tamsin Cook	St Mark's ACS
66	11:26	50 m Butterfly	B	U13	Div I	31.24	2018	Jacob Hale	John Wollaston
67	11:28	50 m Butterfly	G	U14	Div I	29.69	2018	Morgan Knox	Sacred Heart
68	11:30	50 m Butterfly	B	U14	Div I	28.19	2019	Jacob Hale	John Wollaston
69	11:32	50 m Butterfly	G	U15	Div I	28.91	2018	Crystal Edwards	St Stephen's (D)
70	11:34	50 m Butterfly	B	U15	Div I	27.05	2018	Damian Badenhorst	Austin Cove BC
71	11:36	50 m Butterfly	G	U16	Div I	28.25	2019	Crystal Edwards	St Stephen's (D)
72	11:38	50 m Butterfly	B	U16	Div I	26.54	2019	Damian Badenhorst	Austin Cove
73	11:40	50 m Butterfly	G	U17	Div I	29.70	2019	Alyssa Burgess	Prendiville
74	11:42	50 m Butterfly	B	U17	Div I	25.97	2013	Damian Fyfe	St Stephen's (D)
75	11:44	50 m Butterfly	G	U19	Div I	28.69	2012	Danae Okulicz	Kingsway
76	11:46	50 m Butterfly	B	U19	Div I	25.82	2021	Damian Badenhorst	Austin Cove BC
77	11:48	4 x 50 m Free Rly	G	U13	Div II	2:08.12	2018		Mandurah CC
78	11:51	4 x 50 m Free Rly	B	U13	Div II	2:05.07	2017		Sacred Heart
79	11:54	4 x 50 m Free Rly	G	U14	Div II	2:01.66	2021		John XXIII
80	11:57	4 x 50 m Free Rly	B	U14	Div II	1:56.70	2012		CBC Fremantle
81	12:00	4 x 50 m Free Rly	G	U15	Div II	1:59.14	2007		Iona
82	12:03	4 x 50 m Free Rly	B	U15	Div II	1:50.51	2023		CBC Fremantle
83	12:06	4 x 50 m Free Rly	G	U16	Div II	1:58.99	2017		Mandurah CC
84	12:09	4 x 50 m Free Rly	B	U16	Div II	1:47.08	2013		St Mark's ACS

85	12:12	4 x 50 m Free Rly	G	U17	Div II	1:56.85	2018		Mandurah CC
86	12:15	4 x 50 m Free Rly	B	U17	Div II	1:43.85	2014		St Mark's ACS
87	12:18	4 x 50 m Free Rly	G	U19	Div II	1:57.78	2010		Iona
88	12:21	4 x 50 m Free Rly	B	U19	Div II	1:41.01	2015		St Mark's ACS
88B		50 m Backstroke	G	Multi Class		<a href="http://www.accsport.asn.au/carnivals/swimming/records">www.accsport.asn.au/carnivals/swimming/records</a>			
88C		50 m Backstroke	B	Multi Class					
89	12:24	50 m Backstroke	G	U13	Div II	32.53	2021	Kaci Curtis	Emmanuel CC
90	12:26	50 m Backstroke	G	U13	Div I				
91	12:28	50 m Backstroke	B	U13	Div II	33.53	2018	Jacob Hale	John Wollaston
92	12:30	50 m Backstroke	B	U13	Div I				
93	12:32	50 m Backstroke	G	U14	Div II	32.87	2004	Kirstie Briggs	Prendiville
94	12:34	50 m Backstroke	G	U14	Div I				
95	12:36	50 m Backstroke	B	U14	Div II	31.42	2016	Jacob Dearle	Chisholm
96	12:38	50 m Backstroke	B	U14	Div I				
97	12:40	50 m Backstroke	G	U15	Div II	31.30	1981	K Harken	Stella Maris
98	12:42	50 m Backstroke	G	U15	Div I				
99	12:44	50 m Backstroke	B	U15	Div II	29.62	2007	Peter D'Agostino	Mater Dei
100	12:46	50 m Backstroke	B	U15	Div I				
101	12:48	50 m Backstroke	G	U16	Div II	31.32	2018	Alyssa Burgess	Prendiville
102	12:50	50 m Backstroke	G	U16	Div I				
103	12:52	50 m Backstroke	B	U16	Div II	28.85	2008	Peter D'Agostino	Mater Dei
104	12:54	50 m Backstroke	B	U16	Div I				
105	12:56	50 m Backstroke	G	U17	Div II	31.18	2019	Alyssa Burgess	Prendiville
106	12:58	50 m Backstroke	G	U17	Div I				
107	1:00	50 m Backstroke	B	U17	Div II	28.39	2013	Damian Fyfe	St Stephen's (D)
108	1:02	50 m Backstroke	B	U17	Div I				
109	1:04	50 m Backstroke	G	U19	Div II	31.54	1998	Louise Scharf	Corpus Christi
110	1:06	50 m Backstroke	G	U19	Div I				
111	1:08	50 m Backstroke	B	U19	Div II	27.71	2023	Tom Prowton	Peter Moyes
112	1:10	50 m Backstroke	B	U19	Div I				
113	1:12	4 x 50 m Free Rly	G	U13	Div I	2:08.12	2018		Mandurah CC
114	1:15	4 x 50 m Free Rly	B	U13	Div I	2:05.07	2017		Sacred Heart
115	1:18	4 x 50 m Free Rly	G	U14	Div I	2:01.66	2021		John XXIII
116	1:21	4 x 50 m Free Rly	B	U14	Div I	1:56.70	2012		CBC Fremantle
117	1:24	4 x 50 m Free Rly	G	U15	Div I	1:59.14	2007		Iona
118	1:27	4 x 50 m Free Rly	B	U15	Div I	1:50.51	2023		CBC Fremantle
119	1:30	4 x 50 m Free Rly	G	U16	Div I	1:58.99	2017 2024		Mandurah CC JohnXXIII
120	1:33	4 x 50 m Free Rly	B	U16	Div I	1:47.05	2024		CBC Fremantle
121	1:36	4 x 50 m Free Rly	G	U17	Div I	1:56.85	2018		Mandurah CC
122	1:39	4 x 50 m Free Rly	B	U17	Div I	1:43.85	2014		St Mark's ACS
123	1:42	4 x 50 m Free Rly	G	U19	Div I	1:57.78	2010		Iona
124	1:45	4 x 50 m Free Rly	B	U19	Div I	1:41.01	2015		St Mark's ACS

Teams assemble: 1:55 pm      Presentations: 2:00 pm



## AGE CLASSIFICATION & CATEGORIES

	Junior	Senior
A, B, C & D Division	U13, U14 & U15	U16, U17 & U19
E & F Divisions	U13, U14 & U15	U16 & U19
G, H & I Divisions	U13 & U14	U15 & U19
J Division	U13 & U14	U19

- All ACC carnivals use the cut-off date **30th June** for age group classification.
- Competitors are permitted to compete in one age group only, for all events.
- A competitor who qualifies to compete in U14, but elects to compete in U15 for his or her FIRST EVENT, must remain in U15 for all other events, including relays.

## AWARDS

At all carnivals, team shields are awarded in the following 7 categories:

Junior Boys	Senior Boys	Aggregate Boys	Combined Aggregate
Junior Girls	Senior Girls	Aggregate Girls	

### ***Age Champions and All Stars***

Individual age champions are not announced at the carnivals; they will be posted on the ACC website after the carnival and winners will receive a certificate of acknowledgment.

Following the series of carnivals, the ACC will compare all results across all carnival divisions and select an honorary 'All Star' team of the best performers in each event. Students selected in the All Star team will receive a certificate of acknowledgment and an ACC 'All Star' pin.

## RESULTS

Carnival results will be available online at [www.accsport.asn.au/carnivals/swimming/results/2025](http://www.accsport.asn.au/carnivals/swimming/results/2025).

### ***Post Carnival***

The **final** determination of results will take place three days after the completion of the carnival; after this stage of the scoring process the results are final. If final points scores differ from those announced at the carnival, the schools involved will be notified and, if necessary, shields are to be transferred using minimum process. Final point tallies will also be listed in the ACC Year Book.

POINTS ALLOCATION	1st	2nd	3rd	4th	5th	6th	7th	8th
Div I	12	11	10	9	8	7	6	5
Divs II & III	8	7	6	5	4	3	2	1
Relays Div I	24	22	20	18	16	14	12	10
Relays Div II	16	14	12	10	8	6	4	2

# EVENT RULES

- ACC swimming carnivals are conducted using Swimming WA officials under *World Aquatics* rules, except if stated otherwise in the ACC Swimming Operations Manual.
  - **The *World Aquatics* “one start” rule (SW 4.4) is used as follows.**
    - **The Start:** Any swimmer initiating a start before the signal may be disqualified. If the starting signal sounds before the disqualification is declared, the race shall continue and the swimmer/s shall be disqualified upon completion of the race. If the disqualification is declared before the starting signal, the signal shall not be given, but the remaining swimmers shall be called back and start again. The referee repeats the starting procedure beginning with the long whistle (the second one for backstroke).
    - **Interpretation:** After all swimmers are stationary (SW 4.1), any swimmer who moves before the starting signal may be disqualified if such movement is observed and confirmed by both the starter and referee (SW 2.1.6).
    - **ACC amendment:** All swimmers disqualified at the start shall still be allowed to swim in the race. This difference to *World Aquatics* rules is to encourage participation and allow school aged competitors the opportunity to swim in their race regardless of their result.
  - **Use of video evidence:** Although school staff/parents/spectators may take video or photographic recordings of their own students, no video recording is to be used as evidence for results or an appeal. This rule applies across all ACC sport carnivals. Only in cases where the organising ACC staff deem it appropriate, may authorized event officials video record events or use video recordings for adjudication purposes.
  - **C - J division:** Rules are modified to allow Swimming WA officials the authority to use their discretion and common sense when adjudicating on rule infringements. Disqualifications should only be called if the infringement provides the swimmer with a clear and unfair advantage or causes disadvantage to another swimmer.
  - Competitors must swim in their official school swimming cap and bathers. Competition racing bathers must meet *World Aquatics* requirements.
  - Competitors may swim in only one division of any event.
  - In A-F division carnivals, a competitor may only swim in one individual Freestyle event (either 100m or 50m, not both).
  - In G-J division carnivals, a competitor may swim in both individual Freestyle events (i.e. both the 100m and the 50m).
  - In G-J division carnivals only, the 100m Freestyle and Medley Relay events are Open; therefore, swimmers from any age group may compete in these events and still maintain their age group status. E.g. A swimmer competing in the U14 age category for all other events may also compete in the Open100m freestyle and the Open medley relay.
  - Swim order for medley relays is as follows: Backstroke, Breaststroke, Butterfly, Freestyle.
  - The ratified result placings will be determined by the following.
    - **1<sup>st</sup> consideration:** Electronic timing based on the touchpad time.
- If discrepancy occurs due to malfunction in electronic timing/judging, or touch pad not being activated,
- **2<sup>nd</sup> consideration:** Lane timekeepers semi-automatic timing back-up mechanism, based on the slower of the two times (or middle of the three times in A/B division carnivals).
  - **3<sup>rd</sup> consideration:** The Referee’s decision, based upon the manual place judging.
- Note:** In the event of a touch pad or back-up button failing to register a time the competitor will be given an adjusted time relevant to their place.



# HISTORY OF RESULTS

A History of Results of the ACC annual divisional carnivals from 1943 to 2024 can be viewed on the ACC website. Scanning this QR code will take you there.



**2024 A Division Winners  
Sacred Heart College**

## A Division Shield Holders 2024

Overall Aggregate

Overall Boys

Overall Girls

Senior Boys

Senior Girls

Junior Boys

Junior Girls

Sacred Heart

CBC

John XXIII

CBC

John XXIII

Newman


Sacred Heart







Real-time results  
can also be viewed via the  
*Meet Mobile: Swim* app.



Check out the ACC socials for  
other updates on the day.



[instagram.com/accsport1](https://www.instagram.com/accsport1) #accsport

