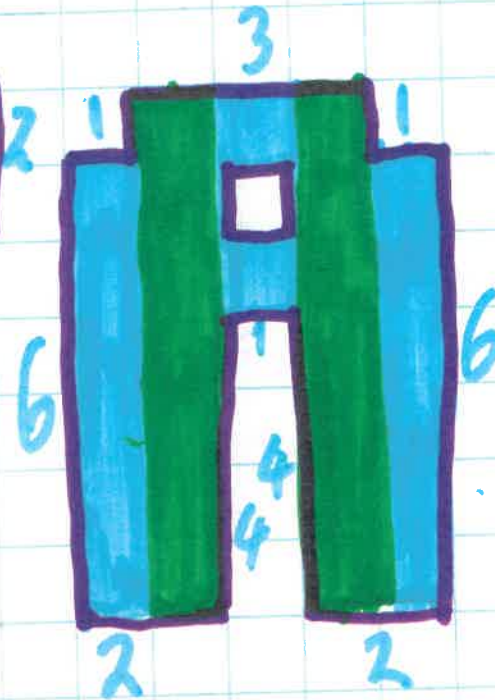


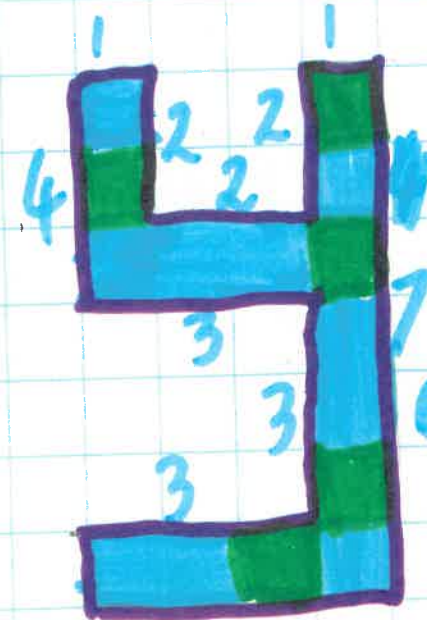
$$P = 26$$

$$A = 22 \text{ cm}^2$$




$$P = \frac{32}{30} \times$$

$$A = 28 \text{ cm}^2$$



$$P = 28$$

$$A = 15 \text{ cm}^2$$



$$P = \frac{32}{30} \times$$

$$A = 28 \text{ cm}^2$$