


# How to Order From the KCC Canteen (Monday - Friday)

1. Open your web browser and navigate to [kcc-canteen.square.site/](http://kcc-canteen.square.site/)



## KCC Canteen

2. Select a category (E.g. Recess, Lunch, Pie of the Week, etc.)



3. Click/Tap on the item that you want to order



Wrap  
\$4.00

4. Some items may have a drop down box or options you can check to customise your order. Select/check the boxes to your preference.

**Protein** Optional

Select all that apply

Egg \$0.50

**Condiments** Optional

Select all that apply

Aioli

Mayonaise

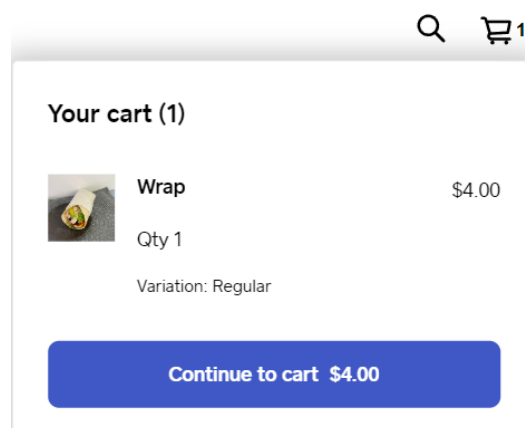
Seeded Mustard

Sweet chilli sauce

5. Click **Add to Cart**

**Add to Cart \$4.00**

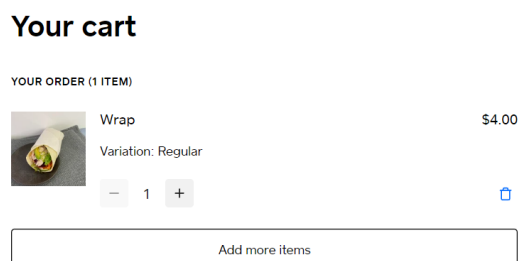
6. Click on your cart at the top right of the webpage



7. You can click/tap on the Kildare icon at the top of the page to return to the homepage if you wish to add more items to your order.





8. Make sure that your order is listed correctly




9. Under **How To Get It**, click on the pickup day if you wish to schedule your order for another day. Otherwise, continue to step 10

HOW TO GET IT

 Pickup at Kildare Catholic College ...

 **Tomorrow: 9:30 AM - 9:35 AM**

 Select pickup time

Choose from the available timeslots for your order

Wed  
8 June

Thu  
9 June

Fri  
10 June

Mon  
13 June

Tue  
14 June

10. Click **Checkout**

**Subtotal** **\$4.00**

Additional taxes and fees will be calculated at checkout

**Checkout \$4.00**

11. Add your contact details.

**YOU MUST ADD YOUR/YOUR CHILD'S YEAR LEVEL IN THE FIRST NAME FIELD.**

**PARENTS MUST ENTER THEIR CHILD'S NAME IF SUBMITTING THE ORDER ON THEIR BEHALF.**

CONTACT

+61 Australia 

Phone number

Email address for receipt

First name

Last name

12. Add your payment details

PAYMENT

All transactions are secure and encrypted

Credit Card 

Australia 

 Card number

MM/YY

CVV

13. In the note section, enter your year level and whether you would like the order for **recess** **OR** **lunch**.

**E.G.: RECESS**

**Subtotal** **\$4.00**

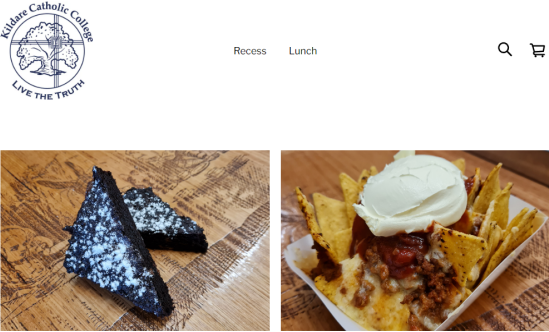

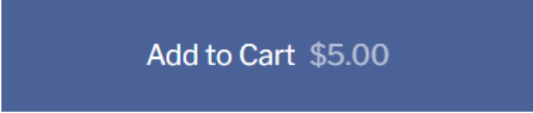


**Order total** **\$4.00**

**RECESS**

14. Click **Place order**


**Place order \$4.00**


# How to Order From the KCC Cafe (Thursday - Friday)

<p>1. Open your web browser and navigate to <a href="http://kildare-cafe.square.site/">kildare-cafe.square.site/</a></p>	
<p>2. Select the category you wish to order from (Recess or Lunch menu)</p> <p><b>NOTE: ITEMS FROM THE RECESS MENU ARE ONLY AVAILABLE AT RECESS, AND THE SAME FOR THE LUNCH MENU.</b></p>	 <p>The screenshot shows the KCC Cafe website header with the logo 'Kildare Catholic College LIVE THE TRUTH' on the left. In the center, there are two menu categories: 'Recess' and 'Lunch'. On the right, there are search and cart icons. Below the categories, there are two images: one of a chocolate-covered treat labeled 'Recess' and one of a nacho dish labeled 'Lunch'.</p>
<p>3. Click/Tap on the item you wish to order</p>	 <p>Bacon and Egg Roll \$5.00</p>
<p>4. Click <b>Add to Cart</b></p>	 <p>A blue rectangular button with the text 'Add to Cart \$5.00' in white.</p>
<p>5. You can click on the Recess or Lunch links at the top of the page to continue adding items to your cart.</p>	 <p>Recess Lunch</p>
<p>6. When you are ready to complete your order, click on the cart icon at the top right of the webpage</p>	 <p>A search icon and a shopping cart icon with a red square around it and the number '1' inside, indicating one item in the cart.</p>

7. Click on the day under the **How To Get It** title on the right hand side

#### HOW TO GET IT

 Pickup at KCC Cafe (Coleman Stre...

 Thursday at 9:30 AM

8. Select the day and time you wish to collect your order

**NOTE: STUDENTS CAN ONLY COLLECT THEIR ITEMS AT RECESS OR LUNCH.**

**SEPARATE ORDERS MUST BE PLACED IF YOU WISH TO ORDER FOR BOTH TIMES.**

#### Select pickup time

Choose from the available timeslots for your order

Thu 9 June	Fri 10 June	Thu 16 June	Fri 17 June	Thu 23 June
---------------	----------------	----------------	----------------	----------------

9:30 am

9:45 am

10:00 am

10:15 am

9. Click **Checkout**

**Subtotal** **\$4.00**

Additional taxes and fees will be calculated at checkout

**Checkout \$4.00**

10. Add your contact details.

**PARENTS MUST ENTER THEIR CHILD'S NAME IF SUBMITTING THE ORDER ON THEIR BEHALF.**

#### CONTACT

+61 Australia

Phone number

Email address for receipt

First name

Last name

11. Add your payment details

#### PAYMENT

All transactions are secure and encrypted

Credit Card

Australia

Card number

MM/YY

CVV

12. Click **Place order**

**Place order \$4.00**