



# Activity Book


**Puzzles, Colouring Pages,  
Cut-Outs and More!**

Created By  
Kareem & Salaam Marashli

Illustrated By  
Jameel Marashli

# Draw Your Own Baby Dude Character

Character's Name: \_\_\_\_\_



# Cushion Maze

Help Teddy get through the cushions.



# Word Search #1

Find all the hidden words.

D	K	P	B	A	B	I	E	S	K	P
A	R	V	O	Q	E	M	G	X	U	L
Y	S	T	E	D	D	Y	H	P	O	A
C	A	U	W	S	T	E	W	I	E	Y
A	X	D	A	V	K	D	H	A	U	W
R	A	C	H	E	L	J	A	Z	W	V
E	J	S	V	F	A	D	U	S	K	A

BABIES

DUSK

STEWIE


DAYCARE

PLAY

TEDDY


DJ

RACHEL



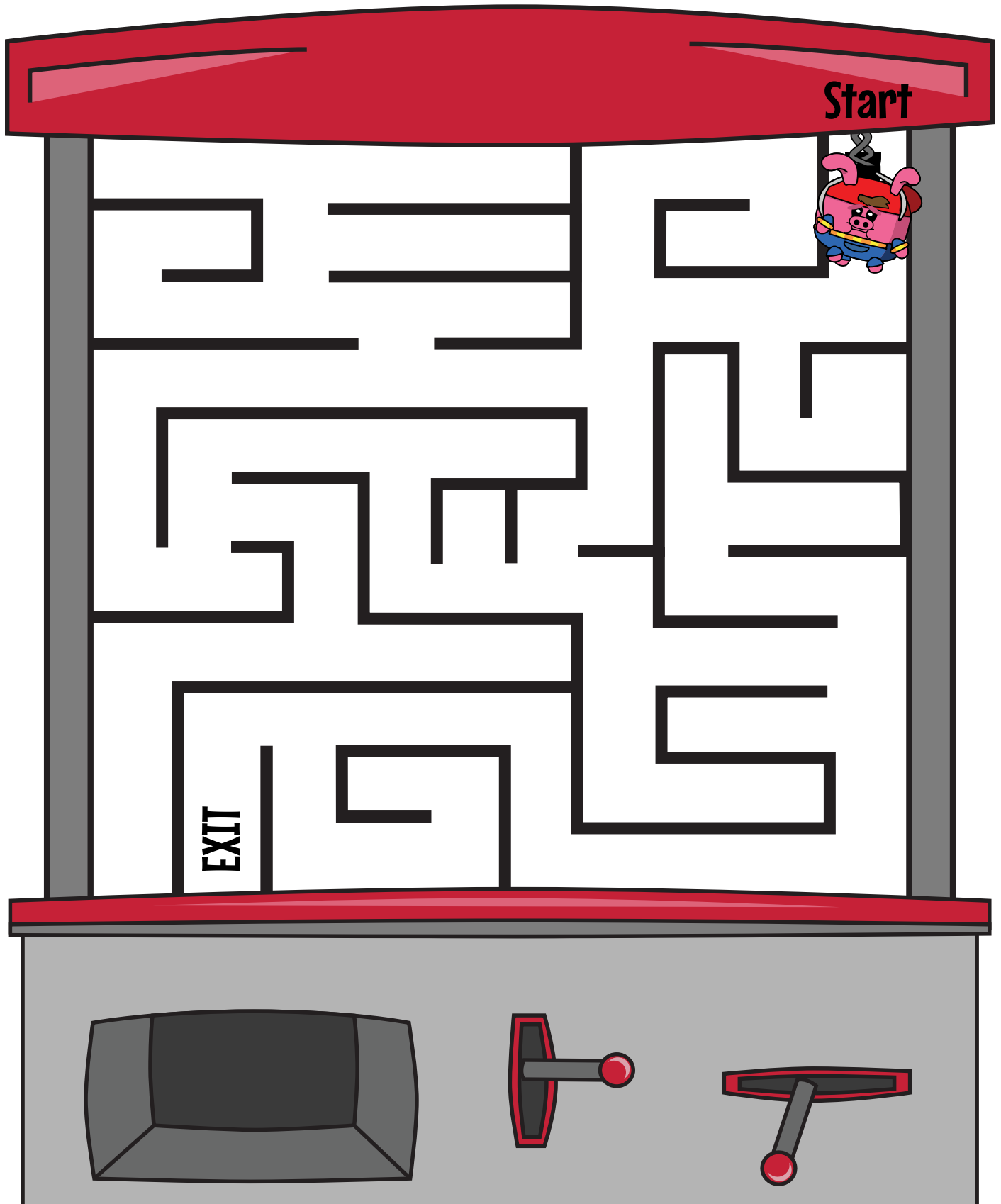
# Spot the Difference

Spot all 9 differences between these two images.




# Claw Machine Maze

Rescue Stewie from the claw machine.




# Stewie's Hat Cut Out






# Rachel Mask



# Teddy Mask



# Fudgie Mask



# DJ's Fruit Salad

Parental supervision required if using a knife.

## Ingredients

(Serves 4)

- 2 Bananas
- 2 Apples
- 5 Strawberries
- Handfull of Blueberries
- 1 Orange

## Equipment

- Bowl
- Knife
- Chopping Board

## Method

- 1) Cut bananas into small pieces.
  - 2) Cut apple into 8 pieces each (peeling is an option).
  - 3) Slice strawberries into small pieces.
  - 4) Toss the blueberries in the bowl as is.
  - 5) Cut orange into 4 pieces and peel off skin. Then cut each piece into a further 2 pieces.
  - 6) Add all fruit into bowl and mix together
  - 7) Serve into smaller bowls and time to EAT!
- Optional)** Add ice-cream or jelly on the side.




# Dusk's Tic Tac Toe

Place an **O** or **X** in a box one at a time.



First to get 3  
in a row wins.



**Tip:** Use a pencil so you can erase and play again!

# Word Search #2

Find all the hidden words.

F	U	D	G	I	E	M	S	E	M	P	T
P	R	E	A	S	T	R	I	P	E	S	E
Y	S	D	M	J	O	Y	H	D	O	H	C
C	A	O	E	O	Y	A	L	E	W	A	H
J	H	K	S	V	S	T	R	E	A	T	N
O	G	S	T	S	J	I	A	Z	W	W	O
G	I	N	J	I	S	N	U	P	L	A	T
W	A	C	A	R	H	G	L	E	S	X	Z

CJ

GINJI

TECHNO

FUDGIE


SJ

TING

GAMES



STRIPES

TOYS



# Hide and Seek

Help Ting find Ginji amongst all of the mess.



Can you find Ginji?



Also look out for these items:






# Memory Card Game



## Instructions

- 1) Cut out each card.
- 2) Shuffle cards and lay them face down.
- 3) Take turns flipping 2 cards up, if they match, keep the cards.  
If the cards don't match, turn them over again and next person goes.
- 4) Once all cards are flipped, the winner is whoever has the most cards.

Can play up to 4 Players at a time.



Cut Here 




Baby Dudes

Baby Dudes

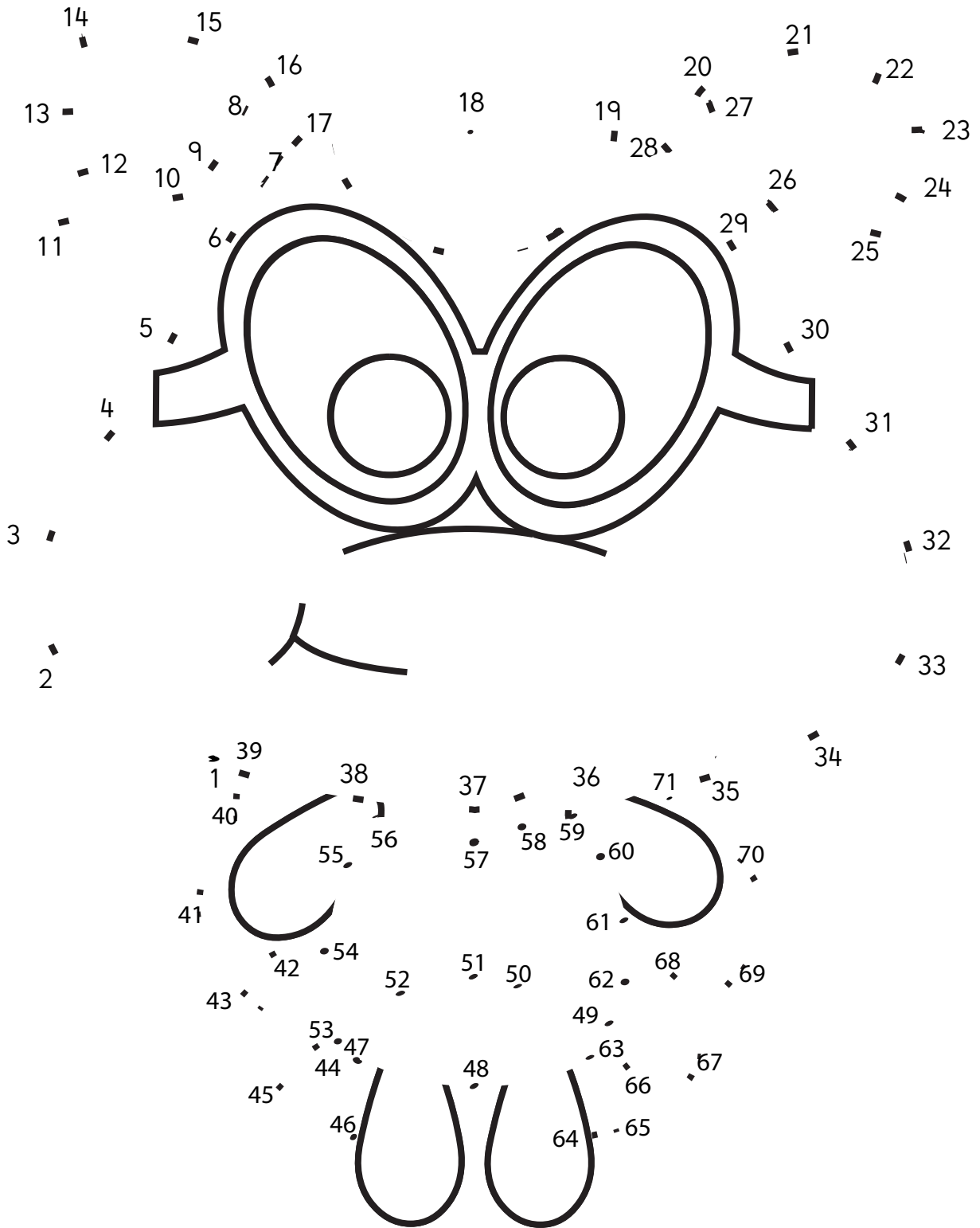
# Finish the Picture

Finish the drawing of Techno.



# Dot to Dot

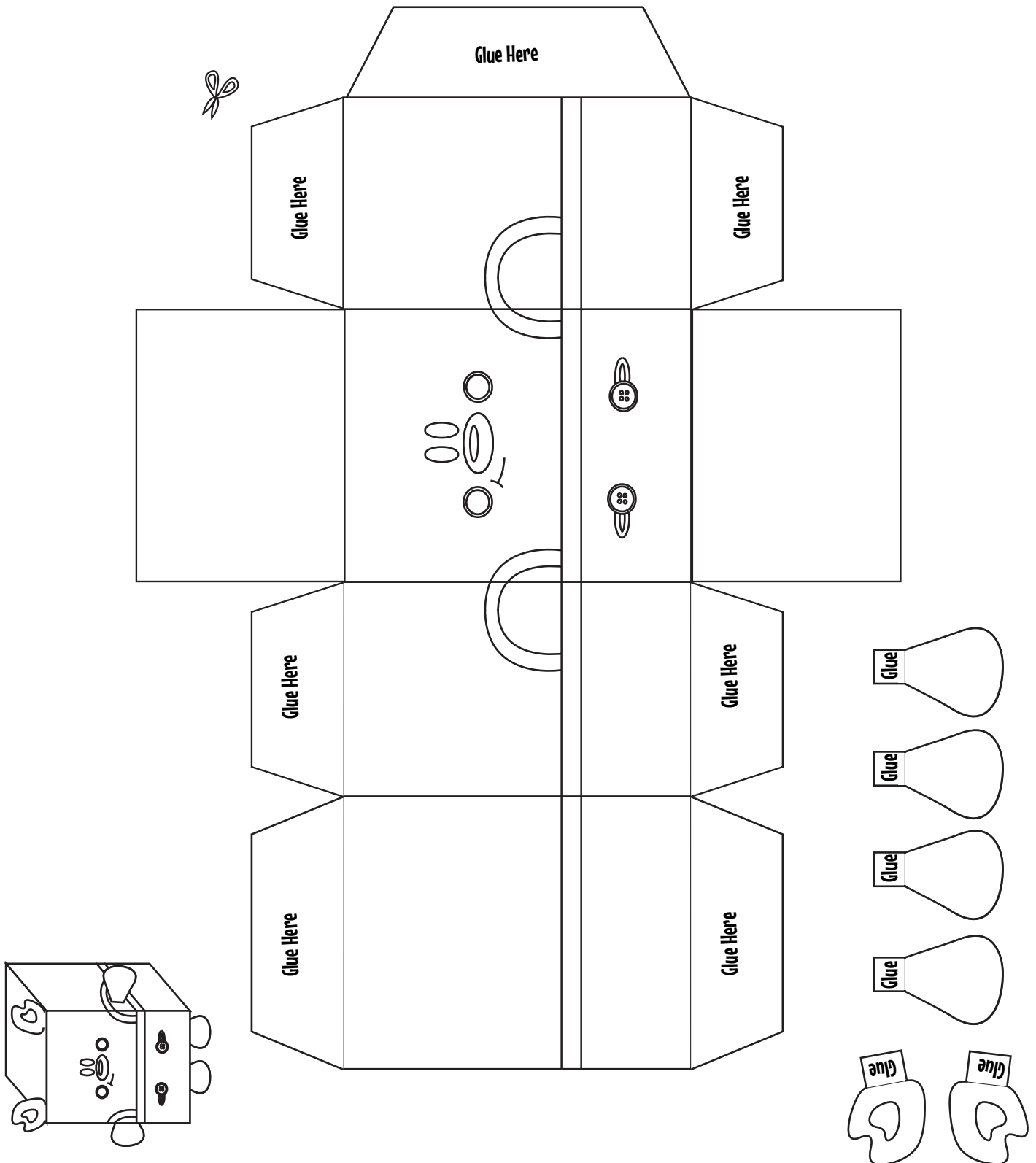
Who is hidden in the dots? Connect them to find out.



Once all dots are connected, give the character some clothes.

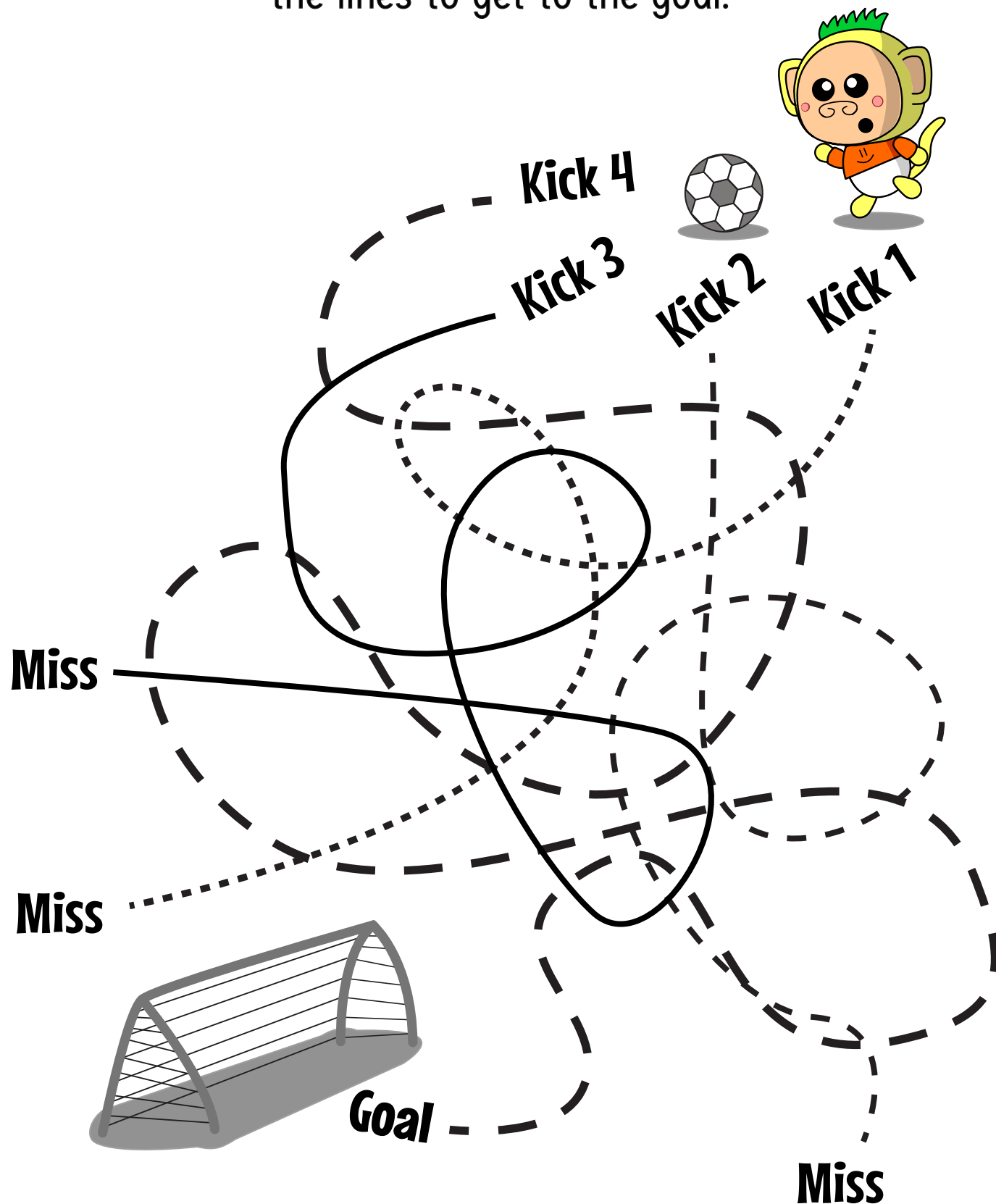
# Paper Craft Teddy

Create your own Teddy.



# Fudgies Soccer Goals

Can you get a goal with Fudgie? Trace the lines to get to the goal.



# Bottles and Ladders



Two-Player Dice Maths game!

## Instructions

- 1) Each player takes turns rolling the dice.
- 2) Whatever you roll, you move that many spaces.

## Ladders



If the square you land on has the start of the ladder in it, you can climb all the way to the top of it.

## Bottles




If the square you land on has a bottle in it, you must slip all the way to the end of the milk puddle.

41	42	43	44	45	46	47	48	50 Finish
20	19	18	17	16	15	14	13	11
1	2	3	4	5	6	7	8	10
21	22	23	24	25	26	27	28	30
39	38	37	36	35	34	33	32	31







# Words With Stripes

Finish the words by using the letters below.

1) D Y A E  
R C A

2) A B E  
S B I

3) S E I  
W E T

4) T D Y  
D E

Match the picture  
with the word.



**Sandwich**



**Bottle**



**Apple**



**Bear**







# Rachel's Guitar

Please have parental supervision when using split pins and scissors.



## Equipment


- Cardboard Box 
- Scissors 
- 12 Split Pins 
- 6 Large Rubber Bands 

## Method

1) Cut a hole in the centre of the cardboard box.



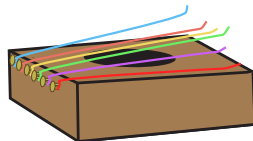
2) Poke 6 split pins evenly into one side of the box. Repeat on opposite side.



3) Cut the rubber bands so they are straight.



4) Tie each rubber band around the split pins on one side (1 band to 1 pin).




5) Pull each band tight and tie around the pins on the other side. (Take care not to pull too tight and snap the band).

6) Can decorate anyway you want.



# Greedy Pig

Two-Player Dice Maths game!




## Instructions

- 1) Each player takes turns rolling the dice.
- 2) You can roll as many times as you want per round.
- 3) A player's turn ends by choosing to stop or rolling a 1.
- 4) Write down the number you roll and add up all the numbers you rolled that round.
- 5) If you roll a 1 you end your turn straight away and get 0 for that turn.
- 6) Once you finish all the rounds, add up the scores from each round.
- 7) Highest score wins.

### Player 1

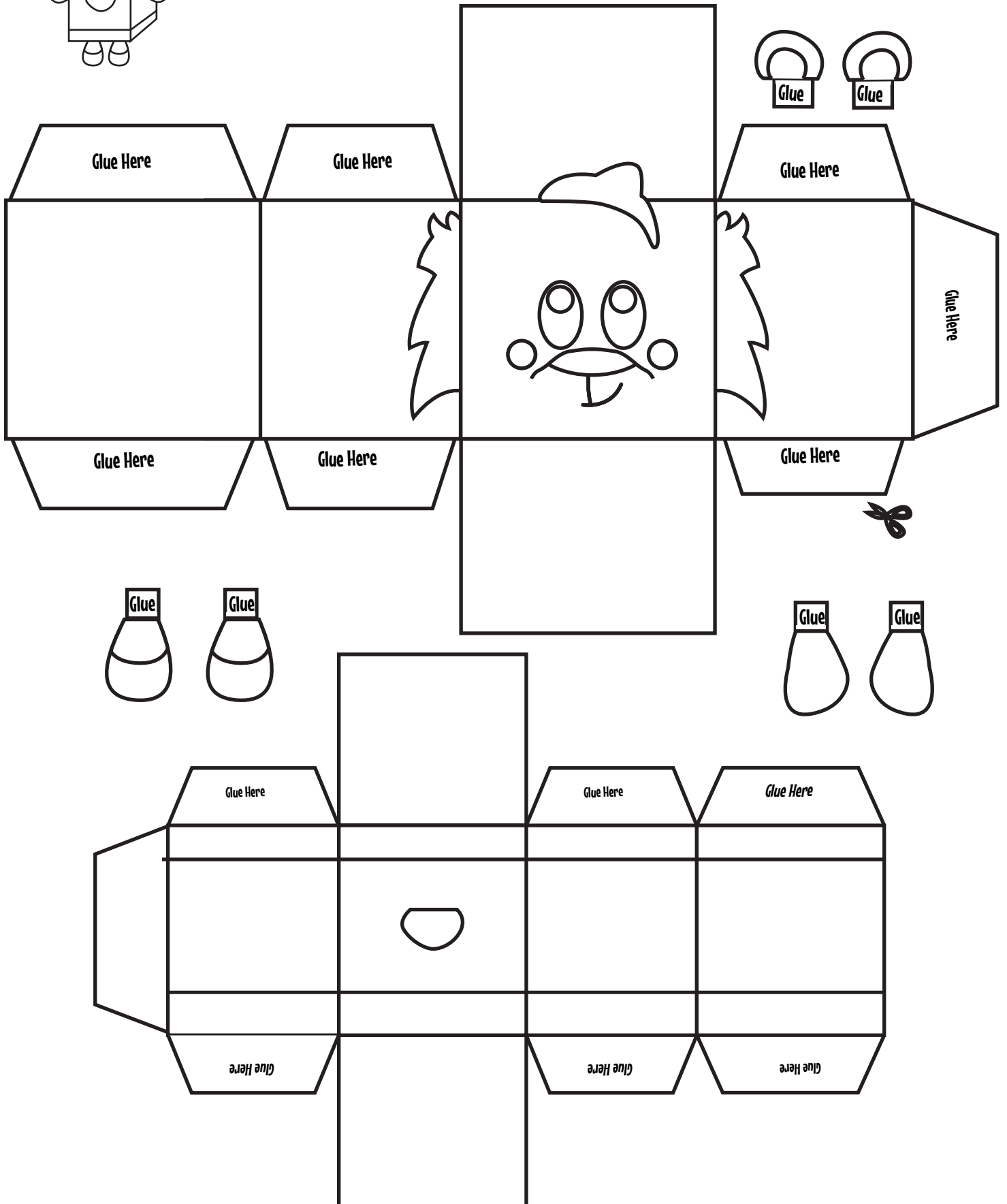
### Player 2

	Round Score		Round Score
	Round Score		Round Score
	Round Score		Round Score
	Round Score		Round Score
	Round Score		Round Score
	Round Score		Round Score
	Round Score		Round Score
	Round Score		Round Score
	Total		Total



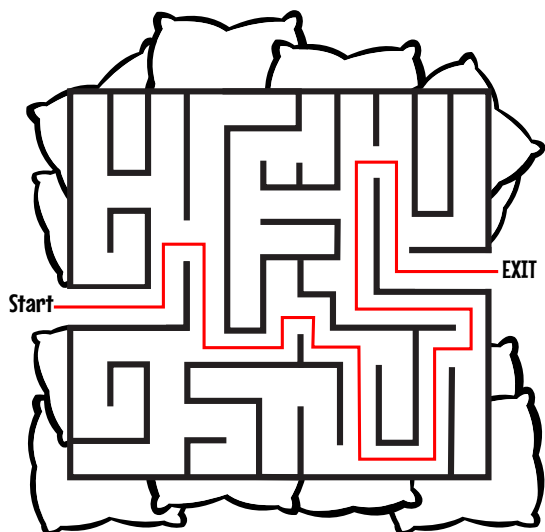
# Paper Craft Rachel

Create your own Rachel.




# Answers Sheet


## Cushion Maze




## Word Search #1



## Claw Machine Maze




## Word Search #2




## Words With Stripes

- 1) DAYCARE 2) BABIES  
3) STEWIE 4) TEDDY



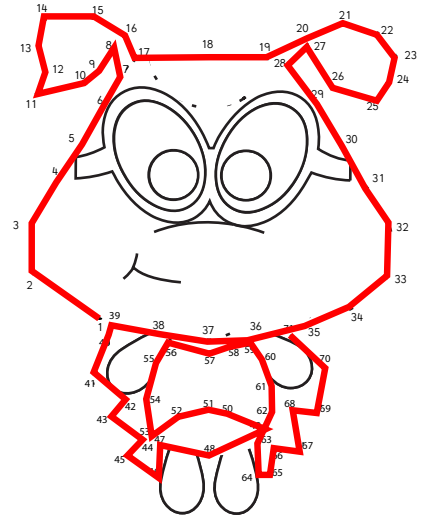
# Answers Sheet

## Spot the Difference

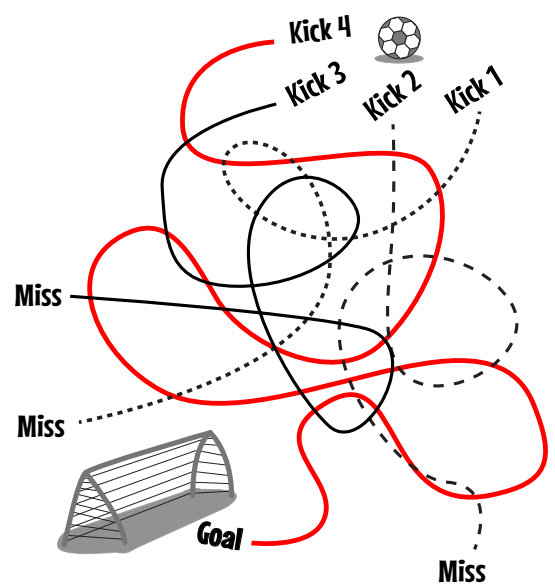


- 1) Stewie's Hat
- 2) Ball
- 3) Ginji's Shirt
- 4) CJ
- 5) Teddy's Arms
- 6) Butterfly
- 7) Dusk's Shadow
- 8) Window
- 9) Cloud

## Dot to Dot



## Fudgie Soccer Goals



## Hide and Seek

