

# OUR SCHOOL TUCKSHOP IS NOW ONLINE!

Download the free app or access [www.myschoolconnect.com.au](http://www.myschoolconnect.com.au)

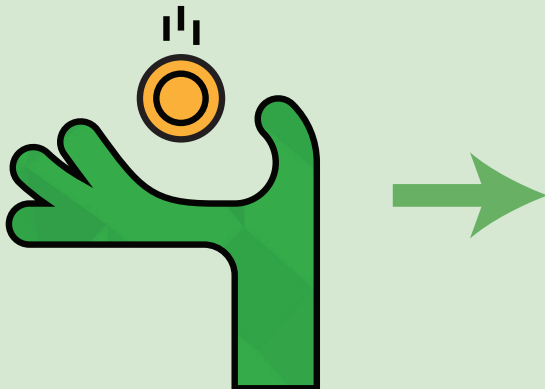
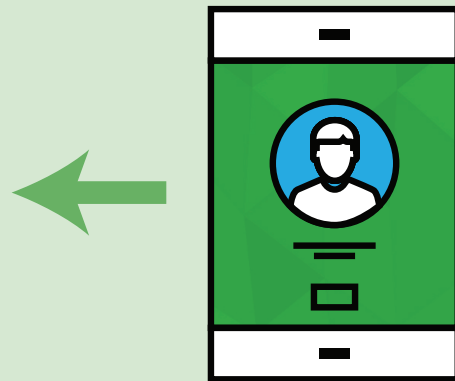


## 1. REGISTER YOUR ACCOUNT

Register on any device, simply login to [www.myschoolconnect.com.au](http://www.myschoolconnect.com.au) and click on "Create Account", follow the prompts to add your email and password.

## 2. ADD YOUR STUDENT

And make sure that you select your school and classroom details.



## 3. SELECT "TOP UP"

To add money to your account via Credit Card or Paypal, you can choose Direct Deposit but allow 3-5 working days to process prior to ordering. You can also pay as you go, simply skip the pop up screen for adding funds and start ordering.

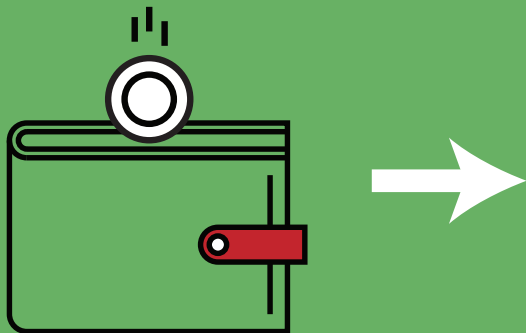


## 4. ORDER

To start ordering lunches simply select your Student and click "Buy Now", and you can order for the day, week. It's that simple!

## 5. CHECKOUT

Once you have completed your order, view your order summary in the "cart" and proceed to "checkout". Select your preferred form of payment and submit, all orders are confirmed via email.



## NOTE ON PAID ORDERS

Note that only paid orders will be sent to your canteen, not those still sitting in your cart. To start ordering lunches simply select your Student and click "Buy Now", and you can order for the day, week. It's that simple!



[www.myschoolconnect.com.au](http://www.myschoolconnect.com.au)



My School Connect has a 7 day a week Support Line, contact 1300 030 915