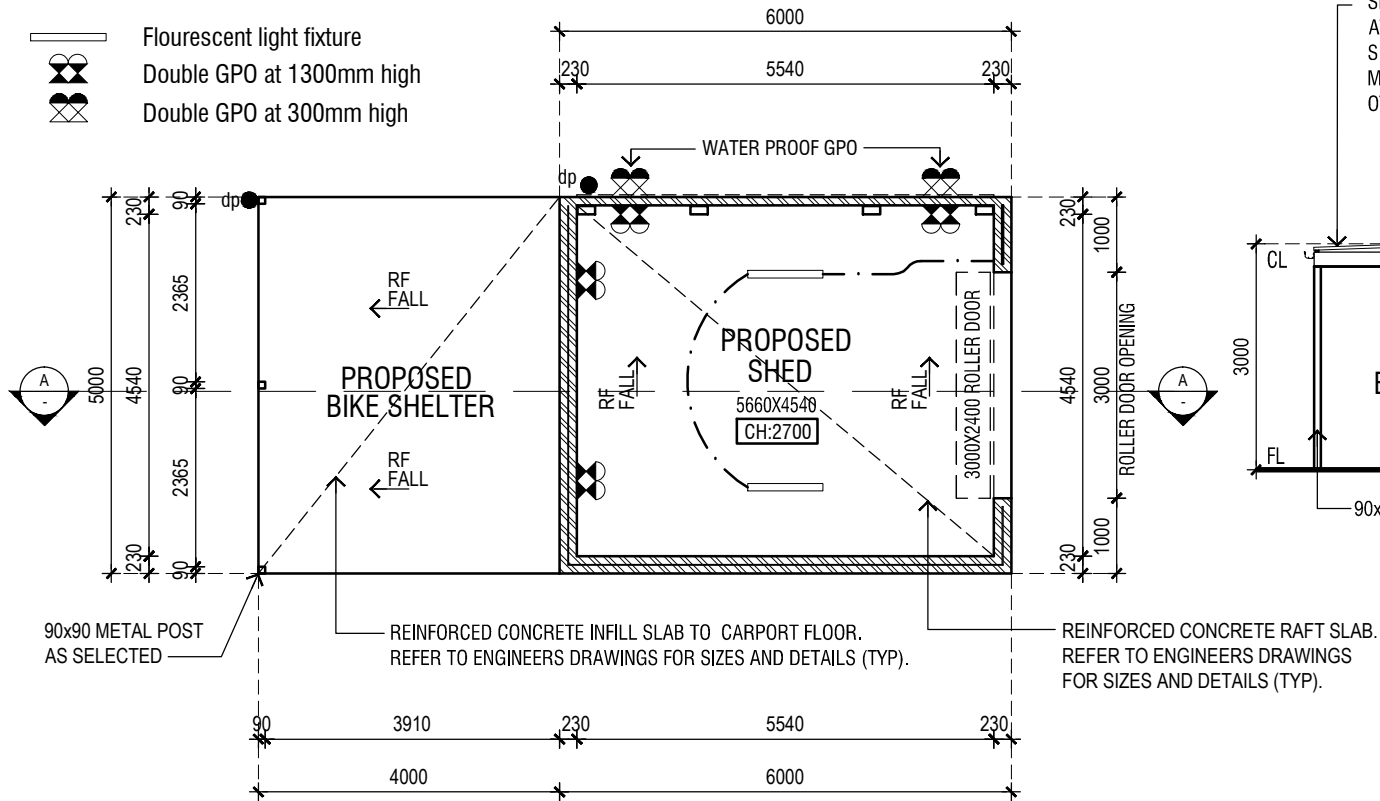


LEGEND

- Flourescent light fixture
- Double GPO at 1300mm high
- Double GPO at 300mm high



PROPOSED FLOOR / ELECTRICAL PLAN

SCALE 1:100

SELECTED CORRUGATED IRON SHEET ROOFING ROFILE AT MINIMUM 5° ROOF PITCH OVER SARKING OR SIMILAR (TYP). FOR FIXING DETAILS REFER TO MANUFACTURERS INSTALLATION DETAILS & ANY OTHER RELEVANT CODES.

SELECTED COLORBOND ROOFING 'KLIP-LOK' PROFILE AT MINIMUM 2° ROOF PITCH OVER SARKING OR SIMILAR (TYP). FOR FIXING DETAILS REFER TO MANUFACTURERS INSTALLATION DETAILS & ANY OTHER RELEVANT CODES.

SELECTED CORRUGATED IRON SHEET ROOFING ROFILE AT MINIMUM 5° ROOF PITCH OVER SARKING OR SIMILAR (TYP). FOR FIXING DETAILS REFER TO MANUFACTURERS INSTALLATION DETAILS & ANY OTHER RELEVANT CODES.

SELECTED COLORBOND GUTTER SET TO FALL 1 IN 500mm FIXED TO A COLORBOND FASCIA (TYP) WHERE HIGH FRONTED GUTTERS ARE INSTALLED, PROVISIONS MUST BE MADE TO AVOID ANY OVERFLOW FROM FLOWING BACK INTO THE ROOF OR BUILDING STRUCTURE BY INSTALLING SLOTTED GUTTERS OR THE LIKE (TYP)

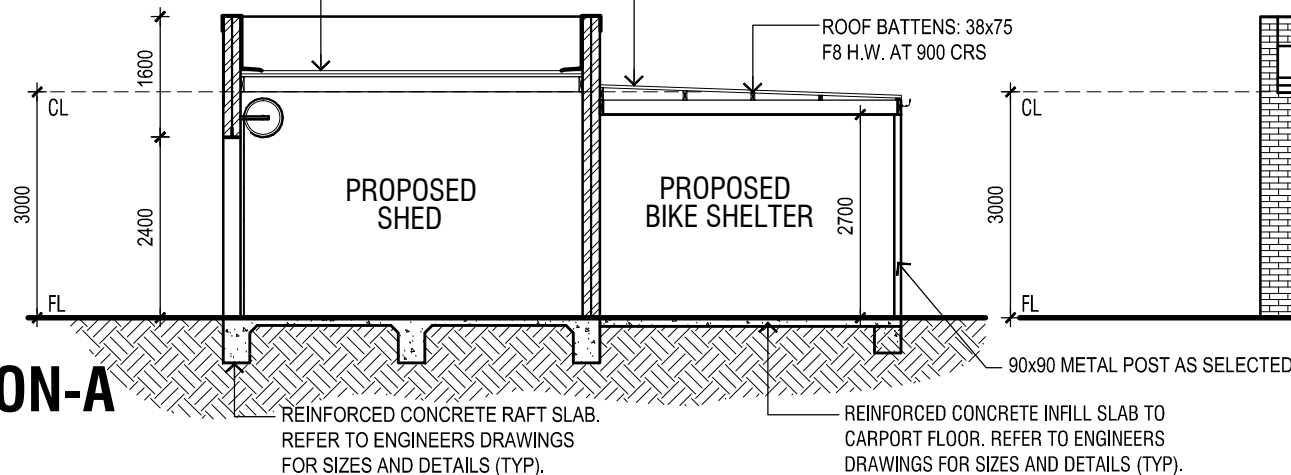
SELECTED COLORBOND GUTTER SET TO FALL 1 IN 500mm FIXED TO A COLORBOND FASCIA (TYP) WHERE HIGH FRONTED GUTTERS ARE INSTALLED, PROVISIONS MUST BE MADE TO AVOID ANY OVERFLOW FROM FLOWING BACK INTO THE ROOF OR BUILDING STRUCTURE BY INSTALLING SLOTTED GUTTERS OR THE LIKE (TYP)

SELECTED CORRUGATED IRON SHEET ROOFING ROFILE AT MINIMUM 5° ROOF PITCH OVER SARKING OR SIMILAR (TYP). FOR FIXING DETAILS REFER TO MANUFACTURERS INSTALLATION DETAILS & ANY OTHER RELEVANT CODES.

SELECTED COLORBOND ROOFING 'KLIP-LOK' PROFILE AT MINIMUM 2° ROOF PITCH OVER SARKING OR SIMILAR (TYP). FOR FIXING DETAILS REFER TO MANUFACTURERS INSTALLATION DETAILS & ANY OTHER RELEVANT CODES.

SECTION-A

SCALE 1:100



PROPOSED FLOOR PLAN & ELEVATIONS

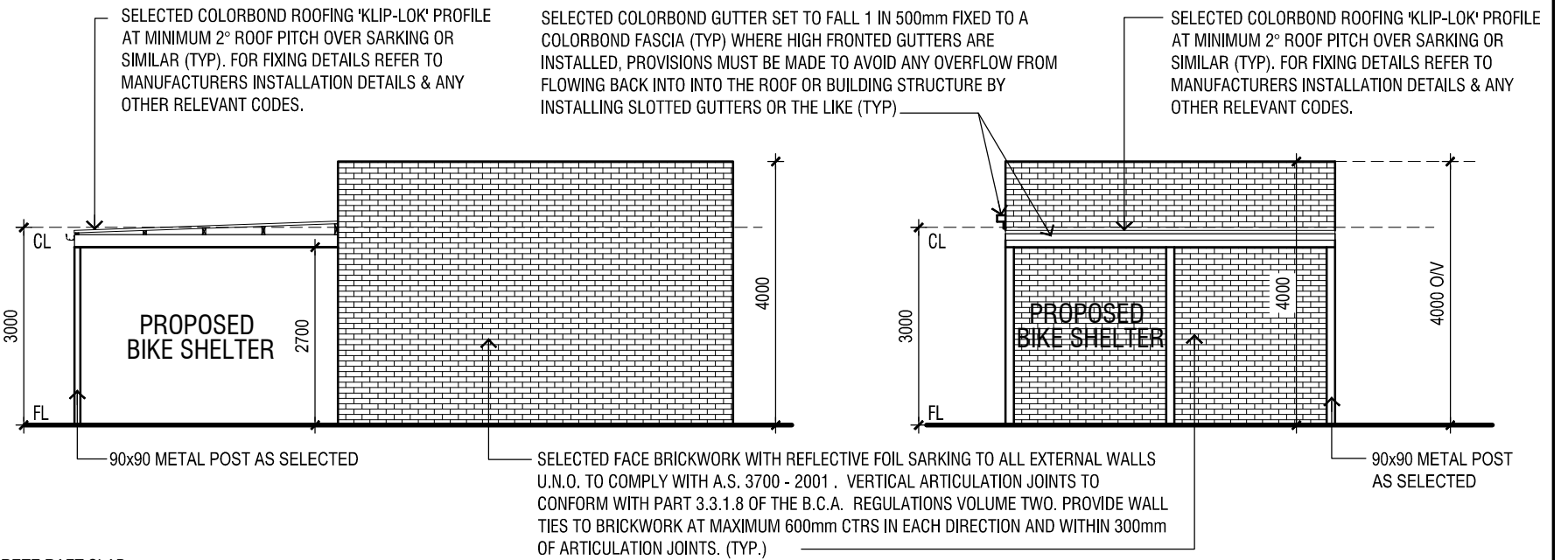
SCALE 1:100

NORTH ELEVATION

SCALE 1:100

EAST ELEVATION

SCALE 1:100



SOUTH ELEVATION

SCALE 1:100

WEST ELEVATION

SCALE 1:100

NOTE:
SITE & FLOOR LEVELS TO BE CONFIRMED ON SITE BY
BUILDER PRIOR TO COMMENCEMENT OF ANY WORKS IF
ANY DISCREPANCIES ARE FOUND CONTACT OFFICE
IMMEDIATELY

* DO NOT SCALE THIS DRAWING.
* FIGURED DIMENSIONS TO TAKE PRECEDENCE OVER SCALE.
BUILDERS & CONTRACTORS TO VERIFY ALL DIMENSIONS ON
SITE PRIOR TO COMMENCEMENT OF WORKS.

THESE PLANS REMAIN THE PROPERTY OF
ARCHITECTURAL PLANS & PERMITS AND ARE
SUBJECT TO COPYRIGHT REGULATIONS



Architectural Plans & Permits
building design drafting service

SHOP 2, 387 STATION STREET, THORNBURY 3071
PH (03) 9416 9822 F (03) 9416 8622
email: archpp@optusnet.com.au

Date.
07-08-2013

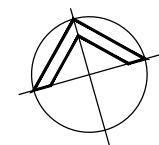
Scale.
1:100 @ A3

Drawn.
S.L

Checked.
P.R

Dwg. No.

Orientation.



Sheet No.

PD.2
OF 2