










Topic	Key Points		
<p>Enacting our Living Vision</p> 	<p>Term 1 proved to be one full of activity & energy, with many opportunities to enact the vision and mission of Sacred Heart as a school community.</p> <p>Animated Learners - Curiosity, Wonder, Growth & Creativity</p> <ul style="list-style-type: none"> As educators, we have come together with an open heart and open mind to delve into Discovery & Inquiry Learning with Jarryd. Teams collaborated to design learning for children, planning Rapid Cycles & modelling creativity to promote student engagement and agency. <p>Relationships - Connections & Togetherness</p> <ul style="list-style-type: none"> Beginning 2024 has seen new beginnings for many children, educators & families. We've warmly welcomed new staff, Prep children and children in other year levels. "It takes a village.." and the warmth and friendliness has been evident in so many ways. Educators have also started building connections with their new class, getting to know one another and the families. <p>Animated Learners & Relationships</p> <ul style="list-style-type: none"> Year 1 Teddy bears picnic/Afternoon at school. It was great to see the children display teamwork, collaboration and resilience throughout the day. <p>Dialogue & partnership</p> <ul style="list-style-type: none"> A special part of our role as educators is dialogue. It has been fantastic to see the dialogue happening between staff and families through our parent info slides and morning/afternoon chats. We are building such strong connections and the value that we hold about partnership between home and school is evident As we have introduced our new InitialLit program there has been lots and lots of dialogue between the P-2 team and leaders. We are all supporting each other, asking questions and learning together. Discussions in our Maths PLT last week were also helpful to discuss our students and forward plan. 		
<p>Educators new to Sacred Heart in 2024</p>	<p>This year, we have welcomed new staff to Sacred Heart and it has been wonderful to see them settle in, getting to know the children, families and staff. Each is already proving to be an asset to our school.</p> <table border="1" style="width: 100%; text-align: center;"> <tr> <td data-bbox="427 1330 948 2018"> <p>Year 4K - Katrina Scolaro</p>  </td> <td data-bbox="948 1330 1465 2018"> <p>Year 4H - Heaven Zheng</p>  </td> </tr> </table>	<p>Year 4K - Katrina Scolaro</p> 	<p>Year 4H - Heaven Zheng</p> 
<p>Year 4K - Katrina Scolaro</p> 	<p>Year 4H - Heaven Zheng</p> 		

Year 5K - Kristian Magill



Year 5T Therese Kehoe



Prep Enrolments 2025

Prep enrolments for 2025 have now opened. We have four tours set for March & April. We will have vacancies for 50 Preps.

- Have received 17 applications to date
- First tour was this morning and was fully booked, as it the next tour next week
- Interest is healthy but it is also a very competitive market in the local area with many options for schools

Marketing Strategies

- Kinder flyer drop offs
- Social Media
- Currently developing a new website with School Presence with a more contemporary style of marketing
- Playgroups
- Participation in Hobson's Bay Primary School Expo
- Other ideas?



OHS, Maintenance & Improvements

Significant work required for school hall

Problem - Door not closing, metal frame of door and window out of shape, window dropping, movement under the eastern end of the hall near kitchen area

- Remove some of the decking to gain access to be able to clean and get rid off all the builder's rubble and concrete blocks left behind when the deck was constructed that are obstructing the open spoon drain.
- Move service pipes that run to the hall that are across the spoon drain and are obstructing the water flow OR create a new pit to catch all the water from the spoon drain under the decking which ever option proves more cost effective
- Plumber will ensure that the spoon drain can then flow and work correctly
- Remove the trees that could be the some of the cause (this is optional but recommended)
- Jack up and space existing stumps or worst case restump or a bit of both.
- Try to repair the aluminium window and door frame and replace the glass if it can't be fixed.
- Repair any external panels that may get moved or damaged in the leveling process