

2024

34 Cohort Information Session



Welcome

Bienvenidos

Wominjeka


Cohort Specific Information

- ▶ Bring **laptops** charged every day.
- ▶ Urgent **communication** (on the day) to be done with office.
- ▶ Use **Sentral** to communicate with your teacher.
- ▶ Use **Seesaw** to discuss learning at home. Feel free to make comments to celebrate student's work.
- ▶ We have a **fruit or veg snack** at around 10 am and lunch at 11.45.
- ▶ Events for the term are all on the **Sentral Calendar**.
- ▶ **Events** for the remainder of **term 1** include:
 - 15th and 18th March: School Photos
 - 22nd March: Ride to School Day
 - 28th March: Spanish Fiesta
- ▶ **Homework** is encouraged thorough:
 - Nessy, RazKids, Essential Assessment: My Numeracy
 - Spanish/English take home readers.

Weekly Timetable

Overview	What's On	Session 1	Session 2	Lunch	Lunch	Session 3	Session 4	Recess	Session 5
		9:00-10:00	10:00-11:00	11:00 – 11:45	11:45 – 12:00	12:00 – 1:00	1:00 – 2:00	2:00 – 2:30	2:30 – 3:30
Monday		Specialists Day							
Tuesday		Literacy	Literacy			Maths SPA	Sustained Writing (Genre)		Literacy (Inquiry)
Wednesday		Literacy	Literacy			Maths SPA	Sustained Writing (Genre)		Literacy (Inquiry)
Thursday		Literacy	Literacy			Maths SPA	Maths ENG		Wellbeing
Friday		Literacy	Literacy			Spanish Grammar	Maths ENG		Bonus Hour/Assembly

Specialist Day is Monday



Felipe

Margaret

Raul

Raema

Kehani

Nerida

Music/Performing Arts

Visual Arts

Health & Physical Education

STEAM

Library

Inquiry

Spanish

Spanish

Spanish

English

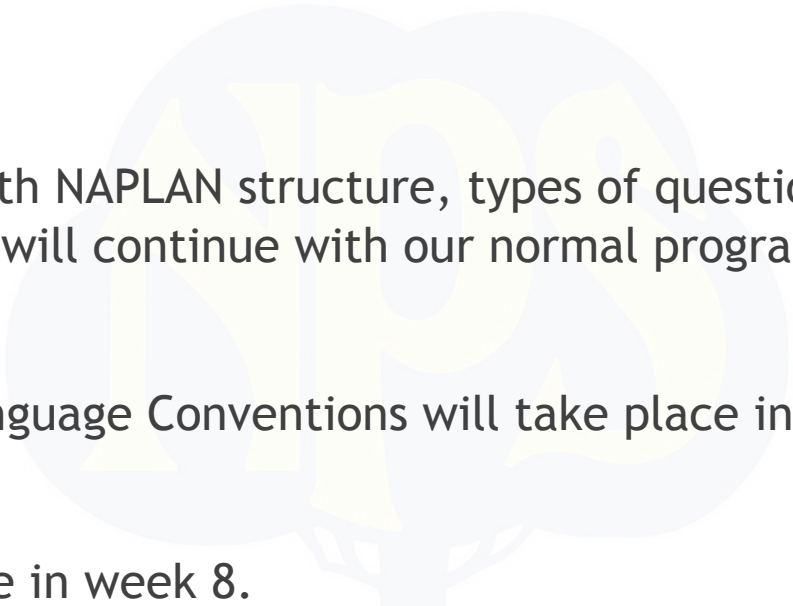
English

English


Soft Start- 34EF

- ▶ 8.50 - 9 am: Students enter the shared learning space
 - Students to engage in quiet, independent reading with a book of their choice.
 - An opportunity to have informal conversations and quick check-ins with teachers.
- ▶ The purpose of this time is to make a calm and settled start to the day.
- ▶ Families to farewell their child by 9 am.
- ▶ Students move into their respective classrooms for their morning Literacy sessions.
- ▶ Teachers will facilitate Circle Time, which includes outlining the day and a wellbeing activity.

NAPLAN

- ▶ During weeks 6, 7 and 8 students will be split into grades 3 and 4 (timetable on next slide).
 - ▶ Grade 3s will become familiar with NAPLAN structure, types of questions and the test format in general while grade 4s will continue with our normal program.
 - ▶ NAPLAN Writing, Reading and Language Conventions will take place in week 7.
 - ▶ NAPLAN Numeracy will take place in week 8.
- 

NAPLAN

Year 3/4 Week 6 – Year 3s									
Overview	What's On	Session 1	Session 2	Lunch	Lunch	Session 3	Session 4	Recess	Session 5
		9:00-10:00	10:00-11:00	11:00 – 11:45	11:45 – 12:00	12:00 – 1:00	1:00 – 2:00	2:00 – 2:30	2:30 – 3:30
Monday		Specialists Day							
Tuesday		Reading NAPLAN	Reading Answers NAPLAN			Maths Practice tests	Narrative NAPLAN		Literacy (Inquiry)
Wednesday		Literacy SPA	Literacy SPA			Maths Practice tests	Writing Conventions NAPLAN		Literacy (Inquiry)
Thursday		Persuasive Writing NAPLAN	NAPLAN based on needs			Maths Practice tests	Maths English Investigation		Wellbeing
Friday		Literacy SPA	Literacy SPA			Spanish Grammar	Maths English Investigation		Bonus Hour

Reporting, Parent/Teacher Interviews & Open Learning

Parent/Teacher Interviews

- Term 1: Week 9, Monday the 25th of March
- Term 2: Week 11, Monday the 24th of June
- Term 3: Week 10, Monday the 16th of September
- Term 4: Week 11, Monday the 16th of December
- Alternate between Spanish and English teacher each alternating term.

Reporting:

- Semester 1 (end of term 2) and Semester 2 (end of term 4) reports published on Sentral.

Open learning days:

- Term 1: Today! (meet and greet)
- Term 2: Week 5, Friday the 17th of May
- Term 3: Week 5, Friday the 16th of August
- Term 4: Week 5, Friday the 8th of November

Camps, Excursions and Incursions

- ▶ Term 1: The Superhero in Me (Week 5: Wednesday the 28th)
- ▶ Term 2: Preston/Queen Victoria Market Excursion (Week 4/Week 5 TBC)
- ▶ Term 3: Excursion TBC
- ▶ Term 4: CAMP - (Week 4: Monday the 28th - Tuesday the 29th of October)

Take Home Literacy Program

- ▶ Children to bring their Home Reading folder and log-books every Friday.
- ▶ Students will take home English and Spanish books every Friday.
- ▶ Students are expected to read and record 1 Spanish book each week in their log-book.
- ▶ Students are expected to read and record English reading on most days of the week.
- ▶ We appreciate your interest and encouragement of their reading records through their log-book completion.

Student ICT Account Details

- ▶ Account details have been emailed to families.
- ▶ Please contact the classroom teacher if you require them to be emailed again.
- ▶ All students have a printed copy, pasted in the back of their Inquiry books.

Communication



▶ Sentral

- ▶ Contacting teachers and staff (please allow at least 24 hours for a response and ensure urgent/timely communication is communicated through the school office)
- ▶ Providing payment and permission for camps, incursions and excursions
- ▶ School Calendar
- ▶ Parent/Teacher Interviews booking
- ▶ Essential school based communication
- ▶ Communicating absences



▶ Newsletter

- ▶ Published weekly (Friday)
- ▶ Essential school based communication
- ▶ Information related to teaching and learning



▶ Seesaw

- ▶ Learning Journal

Local Excursions Form

- ▶ A Permission Slip has been published on Sentral to obtain consent for all local excursion that may take place in 2024.
- ▶ If you do not want to give consent for local excursions, please indicate this on the Sentral Permission Slip.
- ▶ Local excursions may include walking local kindergartens, parks and community spaces.
- ▶ Parents and Caregivers will be notified of any upcoming local excursion beforehand.
- ▶ You may withdraw consent for local excursions at point in the year by calling the school on (03) 9354 2928 or emailing the school at newlands.ps@education.vic.gov.au.

Consent of Photographs, Filming or Recording of your Child

- ▶ Consent is given for a student initially when they enrolled in the school.
- ▶ To withdraw consent for your child to be photographed, filmed or recorded, please complete the following form:



School will send out a withdrawal of consent at the commencement of each school year.

Further Questions

- ▶ Will respond in Newsletter
- ▶ Follow the link and submit your questions by Tuesday 5th of March.

[Click Here](#)

