


Lower case s

The lower case 's' is a short letter.
When we write this letter, we start
at the top and move to make two
smooth curves.

Example mnemonic: Left, right, up!

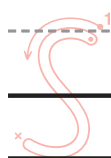



Upper case S

The upper case 'S' is a tall letter.

When we write this letter, we start at the top and move to make two smooth curves. It is the same as the lower case letter but taller.

Example mnemonic: Left, right, up!



Words that use S

Write some words that use lower case 's' or upper case 'S'.

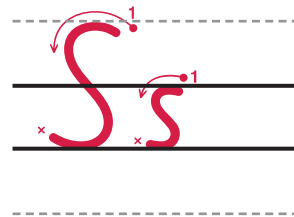
You might know these words already or you might find them in your reading.

The lower case 's' is a short letter. When we write this letter, we start at the top and move to make two smooth curves.

Example mnemonic: Left, right, up!

The upper case 'S' is a tall letter. When we write this letter, we start at the top and move to make two smooth curves. It is the same as the lower case letter but taller.

Example mnemonic: Left, right, up!



Handwriting practice lines for the letter 'S'. Each set of lines consists of a dashed top line, a solid middle line, and a dashed bottom line. There are five sets of these lines provided for practice.


Lower case a

The lower case 'a' is a short letter.

We start at the top and move around to make a round shape and come back to where we started.

We keep our pencil on this point and then make a straight line to finish the letter.

Example mnemonic: Around, up, down!


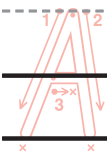


Upper case A

The upper case 'A' is a tall letter.

We make the upper case letter 'A' in different way to the lower case 'a'. We start at the top and make a straight line. Next we go back to where we started and make another straight line. Then, we make a line to join them.

Example mnemonic: Down, down, across!



Handwriting practice lines for the uppercase letter A. The page contains multiple sets of three horizontal lines (top solid, middle dashed, bottom solid) for tracing and independent writing.

Words that use A

Write some words that use lower case 'a' or upper case 'A'.

You might know these words already or you might find them in your reading.

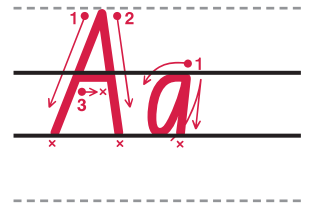
The lower case 'a' is a short letter. We start at the top and move around to make a round shape and come back to where we started. We keep our pencil on this point and then make a straight line to finish the letter.

Example mnemonic: Around, up, down!

The upper case 'A' is a tall letter. We start at the top and make a straight line.

Next we go back to where we started and make another straight line. Then, we make a line to join them.

Example mnemonic: Down, down, across!



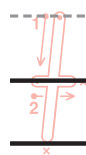

Handwriting practice lines consisting of three horizontal lines (top, middle, bottom) repeated five times.

Lower case t

The lower case 't' is a tall letter.

We start at the top and make a straight line. We then make a little line across to finish the letter.

Example mnemonic: Down, across!



Handwriting practice lines consisting of multiple sets of three horizontal lines (top dashed, middle solid, bottom solid) for practicing the lowercase letter 't'.


Upper case T

The upper case 'T' is a tall letter.

We start at the top and make a straight line.

We then make a little line on the top to finish the letter.

Example mnemonic: Down, across!



Handwriting practice lines for the uppercase letter T. The first line shows a red uppercase 'T' with stroke order arrows (1: down, 2: across) and 'x' marks at the start and end of each stroke. Below this are several sets of three horizontal lines (top solid, middle dashed, bottom solid) for practice.

Words that use T

Write some words that use lower case 't' or upper case 'T'.

You might know these words already or you might find them in your reading.

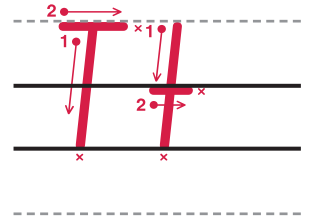
The lower case 't' is a tall letter. We start at the top and make a straight line. We then make a little line across to finish the letter.

Example mnemonic: Down, across!

The upper case 'T' is a tall letter. We start at the top and make a straight line.

We then make a little line on the top to finish the letter.

Example mnemonic: Down, across!




Handwriting practice lines consisting of four sets of three horizontal lines (top dashed, middle solid, bottom solid) for writing practice.

Lower case p

Pp

The lower case 'p' is a long letter. We make a long line that goes down the page. We keep our pencil still, then follow the same line up until we are nearly at the top. We leave a little wedge at the top and make a round shape poking out from the line. Then we move back to the line.

Example mnemonic: Down, up, around and back!



Handwriting practice lines consisting of solid top and bottom lines with a dashed middle line. The first line has a red lowercase 'p' at the beginning for tracing. There are 10 such sets of lines on the page.

Upper case P

The upper case 'P' is a tall letter.

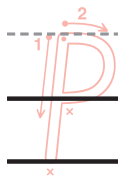

We start at the top and make a straight line.

We then we move to the top of the line and make a big bump coming from the top and it joins back to the straight line.

Example mnemonic: Down, up, around and back!



Pp



Handwriting practice lines for the uppercase letter P. The page contains multiple sets of three horizontal lines (top dashed, middle solid, bottom solid) for tracing and independent writing practice.

Words that use P

Write some words that use lower case 'p' or upper case 'P'.

You might know these words already or you might find them in your reading.

The lower case 'p' is a long letter. We make a long line that goes down the page.

We keep our pencil still, then follow the same line up until we are nearly at the top.

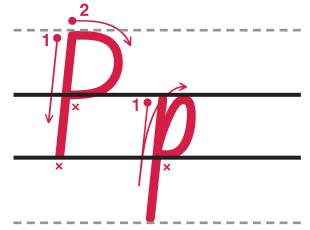
We leave a little wedge at the top and make a round shape poking out from the line.

Then we move back to the line.

Example mnemonic: Down, up, around and back!

The upper case 'P' is a tall letter. We start at the top and make a straight line. We then we move to the top of the line and make a big bump coming from the top and it joins back to the straight line.

Example mnemonic: Down, up, around and back!



Handwriting practice lines consisting of three horizontal lines (top, middle, bottom) with a dashed line in the middle, repeated multiple times for practice.