

TAFE GIPPSLAND

VET Delivered to Secondary Students for 2022

Providing an early start for students
who want to get started now



Dear Students and Parents,

TAFE Gippsland is proud to deliver valued education and training that supports and inspires individuals, industries and communities. We are proud to make a difference in the lives of our students and the people who run businesses in our region. We know that by making a difference for them, we also make a difference in the lives of everyone in our community they are connected to.

That's why, every day, we work hard to play our part in creating **a skilled and thriving Gippsland.**

As a result, a variety of study options for secondary school students are available across the Gippsland region, through the delivery of VET Delivered to Secondary Students (VET DSS) programs. Qualifications that will help you to stay ahead of the curve, and be relevant in a future workforce.

Do you know what you're passionate about and want to get a head start?

Or is there something you're considering but not sure about, so you'd like to give it a try?

We offer a plethora of choices from mainstream programs such as plumbing, hospitality and hairdressing, right through to maritime operations, conservation & land management, or integrated technologies (3D printing and robotics). Loads of variety so you can choose the pathway that is right for you.

So why enrol in a VET DSS program?

- Boost your resume with nationally recognised qualifications and units of competency
- Taste test potential careers while you are still in school
- Gain industry experience and employability skills
- Gain credits towards further education via pathway opportunities post secondary school
- Develop valuable hands on skills and experience for work, further training or university
- Study close to home and experience an adult learning environment
- Gain valuable skills and knowledge to assist with employment whilst studying

Programs are offered over one or two years, and contribute to the students overall VCE or VCAL requirements. Students are required to attend campus one day per week and in some cases, supported by Work Placement or Structured Workplace Learning, to further enhance skills and provide opportunities for industry employment.


Let us help you fast track your career progression by enrolling in a VET DSS program with TAFE Gippsland. There's never been a better time to commit to lifelong learning and acquiring the skills you need for future workplace success. In the words of Steve Jobs: **learn continually - there's always "one more thing" to learn!**

We look forward to transforming the next generation of skilled workers across the Gippsland region.

Regards,



Linda Austin
Director Educational Delivery



Welcome to VET DSS

First things first, what is VET DSS?

If you are in secondary school and all of a sudden you have that “light bulb” moment where you realise you want to get a head-start in your future career, then guess what? VET DSS is for you!

VET DSS stands for Vocational Education & Training Delivered to Secondary Students.

What do I get from VET DSS?

A few things!

You’ll gain nationally recognised units of competencies and qualifications, meaning the credentials are recognised anywhere in Australia.

The VET program you choose will contribute towards your VCE or VCAL.

You’ll gain technical and specialised skills in your chosen area that will make you more employable; including communication, teamwork, problem solving and many more transferrable skills.

You can potentially earn while you learn if you study an apprenticeship or a traineeship.

Lastly, a VET qualification can lead to further study options within TAFE or University – it’s up to you and your goals.

Why is VET DSS important to my future, you ask? Why would I choose to do VET DSS?

Having a VET DSS qualification helps you to pathway into an apprenticeship and/or employment, and best of all, when you have finished school – you can fast track into another course whether that be in the same area OR we will help you choose an area of interest. How exciting, right!?

Sometimes, subjects at school may not be of interest to you. So, if you have the opportunity, for one day a week, to go to TAFE Gippsland and gain practical skills, employability skills and build your confidence, then we say go for it!

Just remember that there is no right or wrong reason to do VET DSS. For us it is that in partnership with your school, we are helping to prepare and ignite that fire within your belly, to start thinking about your future and the endless possibilities available to you.

How do I pick a VET DSS course?

Ask yourself a few questions:

- What are you passionate about?
- What are your strengths?
- What job opportunities will there be in the future?
- What qualification will help me get the job I want?

If you need support talk to your school. You are only given this opportunity once and we want to make sure you have all the information you need to make an informed decision.

What’s next?

This booklet is designed to give you an insight into all the VET DSS courses available to you. Take your time reading it and ask as many questions as you want.

A note to all parents, guardians and schools

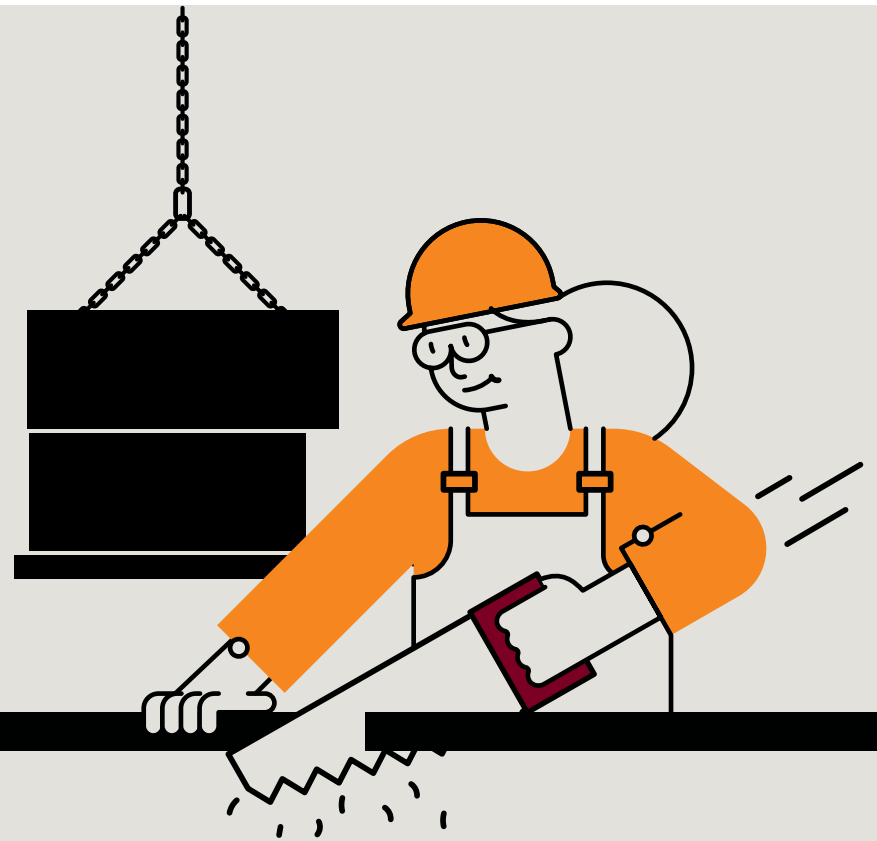
Your help, support and guidance is appreciated but can sometimes be overwhelming. Encourage collectively reading this booklet and asking lots of questions. It’s imperative that we make ourselves available if they need help at any stage during this process.

TAFE Gippsland is here to provide support.



So, what is an education pathway you ask?

Basically, it's a journey or path you'd take to get to where you want to go. We'll let the below diagram do the talking for us.



Hey! I'm Luke and I always knew I wanted to work for myself

I want to finish school, but I want to learn trade skills as well.

In Years 10 and 11, Luke did the Certificate II in Building and Construction to get a headstart in the industry.

I wonder what I'll spend my first pay pack on... hmmm

In year 12, Luke commenced the Certificate III in Carpentry as a School Based Apprenticeship in his VCAL.

I can't wear that! What about my hair?... Do you have any idea how long this look takes?

Yeah Naah.

After school, Luke completed his apprenticeship and worked as a qualified carpenter while undertaking a Diploma of Building and Construction.

Luke became a Registered Domestic Builder and opened his own business *Rippa Homes* where he now employs 3 full-time tradies.

Perceptions are not reality

Australia's Vocational Education and Training (VET) sector continues to deliver excellent results and outcomes for its students, industry and economy at large.

Yet, among the Australian public, perceptions surrounding vocational education continue to be widely out of step with the reality of the sector and its achievements. Below are 3 Facts about Vocational Education and Training.

Fact 1: VET graduates earn higher wages

The median full-time income is:



\$56k

For VET graduates



\$54k

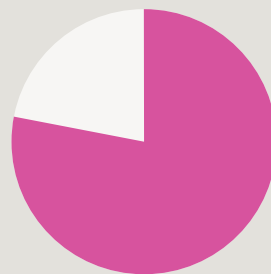
For a student completing
a Bachelor Degree

Fact 2: VET graduates are more employable

VET graduates have a higher
employment rate than
University graduates

78%

of VET graduates are
employed after training



Fact 3: VET courses cater to changing workforce needs

VET currently provide
training courses for

9/10

occupations predicted to
have the greatest growth
of jobs over the next 5 years



Available VET DSS Courses

Certificate III in Early Childhood Education & Care CHC30113	7
Certificate III in Allied Health Assistance HLT33015	8
Hair and Beauty Skills Set	9
Certificate II in Hospitality SIT20316	10
Certificate II in Kitchen Operations SIT20416	12
Certificate III in Screen and Media CUA31015	13
Certificate III in Visual Arts CUA31115	14
Certificate II in Animal Studies ACM20117	15
Certificate II in Animal Studies ACM20117 * Flexible delivery	16
Certificate II in Horticulture AHC20416	17
Certificate II in Conservation & Land Management AHC21016	18
Certificate II in Agriculture AHC20116	19
Certificate II in Agriculture AHC20116 * Flexible delivery	20
Certificate II in Engineering Fabrication and Fitting 22470VIC	21
Certificate II in Automotive Vocational Preparation AUR20716	22
Certificate II in Building and Construction Pre-Apprenticeship (Bricklaying) 22338VIC	23
Certificate II in Building and Construction Pre Apprenticeship (Painting and Decorating) 22338VIC	24
Certificate II in Building and Construction Pre Apprenticeship (Carpentry) 22338VIC	25
Certificate II In Furniture Making MSF20313	26
Certificate II in Plumbing (Pre-Apprenticeship) 22569VIC	27
Certificate II in Civil Construction RII20715	28
Certificate II in Electrotechnology (Career Start) UEE22020	29
Certificate II in Integrated Technologies (3D Printing & Robotics) 22527VIC	30
Certificate I in Maritime Operations (General Purpose Hand) MAR10318	31

Contact us

Janine Martin

VET DSS Liaison Officer

P 03 5127 0106

E vetdss@tafegippsland.edu.au

Tracey Doyle

VET DSS Liaison Officer

P 03 5150 4259

E vetdss@tafegippsland.edu.au



TAFE GIPPSLAND

Certificate III in Early Childhood Education & Care CHC30113

Campus: Leongatha, Warragul, Morwell, Sale, Bairnsdale

Completion: Partial Duration: 2 Years Scored assessment: No

VET in VCE: Yes VCAL recognition: Yes Block credit: Yes

Pre-requisites: Nil Structured Workplace Learning: Yes

This qualification reflects the role of workers in a range of early childhood education settings who work within the requirements of the Education and Care Services National Regulations and the National Quality Standard. These workers support the implementation of an approved learning framework, and support children's wellbeing, learning and development. The course combines face-to-face and flexible practical classes with work placement to build student confidence and skills in working with children. Students will also learn how to provide children with a safe and healthy environment and learn to provide for their individual needs whilst equipping students for a career in the Early Childhood sector. Please note there is an additional five core units to be completed to gain the full qualification

Proposed units

Unit code	Unit name
CHCECE002	Ensure the health and safety of children
CHCECE004	Promote and provide healthy food and drinks
HLTAID004	Provide an emergency first aid response in an education and care setting
HLTWHS001	Participate in workplace health and safety
CHCECE012	Support children to connect to their world
CHCECE006	Support behaviour of children and young people
CHCPRT001	Identify and respond to children and young people at risk
CHCECE011	Provide experiences to support children's play and learning
CHCECE009	Use an approved learning framework to guide practice
CHCECE001	Develop cultural competence
CHCDIV001	Work with diverse people
CHCDIV002	Promote Aboriginal and/or Torres Strait islander cultural safety
CHCLEG001	Work legally and ethically

Clothing & equipment

- Students will need to comply with dress regulations when on Structured Workplace Learning
- TAFE Gippsland branded uniform shirt will be supplied
- Students must have access to a computer and Internet

Education Pathways

Here are the next steps you could take in your education pathway:

- Diploma of Early Childhood Education and Care
- Bachelor of Early Childhood Studies

Potential job outcomes

- Early Childhood Educator
- Kindergarten Assistant



Contact us

Janine Martin

VET DSS Liaison Officer

P 03 5127 0106 **E** vetdss@tafegippsland.edu.au

Tracey Doyle

VET DSS Liaison Officer

P 03 5150 4259 **E** vetdss@tafegippsland.edu.au

TAFE GIPPSLAND

Certificate III in Allied Health Assistance HLT33015

Campus: Bairnsdale, Leongatha, Morwell, Warragul

Completion: Full Duration: 2 Years Scored assessment: Yes

VET in VCE: Yes VCAL recognition: Yes Block credit: Yes

Pre-requisites: Year 10 Structured Workplace Learning: Yes

This qualification reflects the role of allied health workers who provide assistance to allied health professionals and other health professionals with the care of clients. Depending on the setting, work may include following treatment plans for therapeutic interventions and/or conducting programs under the regular direct, indirect or remote supervision of an allied health professional. Students complete 80 hours of placement (in second year of study) and often use this program to pathway into Diploma of Nursing and/or other health disciplines once they complete secondary school. Student must have had a flu vaccination prior to placement.

Proposed units

Unit code	Unit name
CHCCOM005	Communicate and work in health or community services
HLTINFO01	Comply with infection prevention and control policies and procedures
HLTWHS001	Participate in workplace health and safety
BSBWOR301	Organise personal work priorities and development (Change to what unit)?
CHCCCS002	Assist with movement
CHCCCS010	Maintain a high standard of service
CHCCCS020	Respond effectively to behaviours of concern
HLTAAP001	Recognise healthy body systems
BSBMED301	Interpret and apply medical terminology appropriately
CHCDIV001	Work with diverse people
HLTHPS001	Take clinical measurements
HLTAHA001	Assist with allied health program

Clothing & equipment

- Solid, closed toe shoes
- Branded uniform shirt will be supplied
- Students will need to comply with dress regulations when on Structured Workplace Learning
- Students must have access to a computer and internet

Potential job outcome

- Allied Health Assistant

Education Pathways

Here are the next steps you could take in your education pathway:

- Certificate IV in Allied Health Assistance
- Diploma of Nursing
- Bachelor of Nursing
- Bachelor of Paramedicine
- Certificate IV in Massage Therapy Practice
- Diploma of Remedial Massage



Contact us

Janine Martin

VET DSS Liaison Officer

P 03 5127 0106 **E** vetdss@tafegippsland.edu.au

Tracey Doyle

VET DSS Liaison Officer

P 03 5150 4259 **E** vetdss@tafegippsland.edu.au

TAFE GIPPSLAND

Hair and Beauty Skills Set

(Incorporating 17 units from Certificate III in Beauty Services SHB30115 and Certificate II in Salon Assistant SHB20216)

Campus: Leongatha, Traralgon, Sale, Bairnsdale

Completion: Partial	Duration: 2 Years	Scored assessment: No
VET in VCE: No	VCAL recognition: Yes	Block credit: Yes
Pre-requisites: Nil	Structured Workplace Learning: Strongly recommended	

Dreaming of a career in the hair and beauty industry but can't decide which course is right for you? Or maybe you have a passion for hairstyling and makeup and would love to see what a career within the industry would be like? This skill set has been designed for you!

This skills set includes 17 units from within the hairdressing & beauty training package to offer as a two year VET DSS program, focussing on practical skills, hands on learning, and industry experiences.

Students will get to create a hair and makeup look for a professional photoshoot, they will listen to guest speakers, salon owners and senior stylists who will share their insight and knowledge on how you can have a successful career in the hair and beauty industry. Product and equipment sessions with educators from Kryolan make-up, GHD styling, NAK haircare and Lish nails – including access to special student discounted pricing.

Proposed units

Unit code	Unit name
SHBXWHS001	Apply safe hygiene, health and work practices
SIRRMER001	Produce visual merchandise displays
SHBXCCS002	Provide salon services to clients
SHBHBAS001	Provide shampoo and basin services
SHBHBAS002	Provide head, neck and shoulder massages for relaxation
SHBHDES001	Dry hair to shape
SHBBBOS001	Apply cosmetic tanning products
SHBBMUP002	Design and apply make-up
SHBBNLS001	Provide manicure and pedicure services
SHBBRES001	Research and apply beauty industry information
SHBBFAS001	Provide lash and brow services
SHBBMUP004	Design and apply remedial camouflage make-up
ICTWEB306	Use social media tools for collaboration and engagement
SHBBMUP003	Design and apply make-up for photography
SHBHCLS001	Apply hair colour products
SHBHDES002	Braid hair
SHBXCCS001	Conduct salon financial transactions

Clothing & equipment

- Uniform tunic will be supplied
- Skin Deep learning resources
- Logbook
- Makeup, brush set and classroom product and materials supplied
- Hairstyling kit

- Certificate III Makeup (9 credits)
- Certificate III Beauty Services (9 Credits)
- Diploma of Beauty Therapy (9 Credits)

Potential job outcomes

- Beauty Therapist, Hairdresser, Salon Assistant, Makeup Artist

Education Pathways

Here are the next steps you could take in your education pathway:

- Certificate II Salon Assistant (7 credits)
- Certificate III Hairdressing (7 Credits)
- Certificate II Retail Cosmetics (7 credits)



Contact us

Janine Martin

VET DSS Liaison Officer

P 03 5127 0106 **E** vetdss@tafegippsland.edu.au

Tracey Doyle

VET DSS Liaison Officer

P 03 5150 4259 **E** vetdss@tafegippsland.edu.au



TAFE GIPPSLAND

Certificate II in Hospitality SIT20316

Campus: Leongatha, Morwell

Completion: Full Duration: 1 Year Scored assessment: No

VET in VCE: Yes VCAL recognition: Yes Block credit: Yes

Pre-requisites: Nil Structured Workplace Learning: Strongly recommended

This qualification is suitable for individuals wishing to learn entry-level skills required for employment within hospitality venues. Units focus on safe food handling, responsible service of alcohol, customer service, cash handling and a large range of practical tasks including food service, making of espresso coffee, serving of non-alcoholic beverages and interaction with customers in a café environment. Upon successful completion, the learner will be able to perform basic tasks under direct supervision, and be job ready for casual, part time or full time employment in hospitality venues.

Proposed units

Unit code	Unit name
BSBWOR203	Work effectively with others
SITHIND002	Source and use information on the hospitality industry
SITHIND003	Use hospitality skills effectively
SITXCCS003	Interact with customers
SITXCOM002	Show social and cultural sensitivity
SITXWHS001	Participate in safe work practices
SITXFSA001	Use hygienic practices for food safety
SITHFAB001	Clean and tidy bar areas
SITHFAB002	Provide responsible service of alcohol
SITHFAB003	Operate a bar
SITXINVO02	Maintain the quality of perishable items
SITXCCS006	Provide service to customers

Clothing & equipment

- Black, slip resistant dress shoes
- Uniform top, pants & apron will be supplied
- Students must have access to a computer and Internet along with access to the Microsoft Suite

Education Pathways

Here are the next steps you could take in your education pathway:

- Certificate III in Hospitality
- Diploma of Hospitality

Potential job outcomes

- Bar attendant
- Food & beverage attendant
- Porter
- Catering assistant

Contact us

Janine Martin

VET DSS Liaison Officer

P 03 5127 0106 E vetdss@tafegippsland.edu.au

Tracey Doyle


VET DSS Liaison Officer

P 03 5150 4259 E vetdss@tafegippsland.edu.au



I didn't want to have to travel to the city to study, and I always wanted to be a chef so I studied Hospitality as VET DSS at TAFE. From there I completed my apprenticeship and now I own my own successful catering business in Leongatha.

Brent Sinclair
Owner of Brent Sinclair Catering



**Free TAFE
for Priority
Courses in 2020**

Conditions apply. Contact us for more information.

**Study at
TAFE and
work at
the same
time**



**Pathway
at your
pace to
your
dream
job**



**TAFE students, trained by
industry professionals**

TAFE GIPPSLAND

Certificate II in Kitchen Operations SIT20416

Campus: Leongatha, Morwell, Sale, Bairnsdale	Completion: Full
Duration: 2 Years	Scored assessment: Yes VET in VCE: Yes
VCAL recognition: Yes	Block credit: Yes Pre-requisites: Nil
Structured Workplace Learning: Strongly recommended	

Do you dream of becoming a chef or working in a dynamic kitchen environment? This course offers students the opportunity to gain hands on learning in food preparation and the cookery skills required to prepare food and menu items. Students will learn how to safely handle and prepare food, use a range of food preparation equipment, prepare simple dishes, appetisers, salads, stocks, soups and sauces, poultry, fruits and vegetables and basic methods of cookery. This program provides a real insight into the requirements of becoming a chef and a number of credit transfers within a Certificate III in Commercial Cookery.

Proposed units

Unit code	Unit name
SITHIND002	Source and use information on the hospitality industry
SITXFSA001	Use hygienic practices for food safety
SITXWHS001	Participate in safe work practices
BSBWOR203	Work effectively with others
SITHKOP001	Clean kitchen premises and equipment
SITHCCC001	Use food preparation equipment
SITHCCC005	Prepare dishes using basic methods of cookery
SITXINV002	Maintain the quality of perishable items
SITHCCC002	Prepare and present simple dishes
SITHCCC011	Use cookery skills effectively
SITHCCC006	Prepare appetisers and salads
SITHCCC007	Prepare stocks, sauces and soups
SITHCCC008	Prepare vegetables, fruit, egg and farinaceous dishes
SITHCCC012	Prepare poultry dishes

Clothing & equipment

- Black, slip resistant, dress shoe
- Chef jacket, trousers, chef hat, apron and neckerchief will be supplied
- Students must have access to a computer and Internet

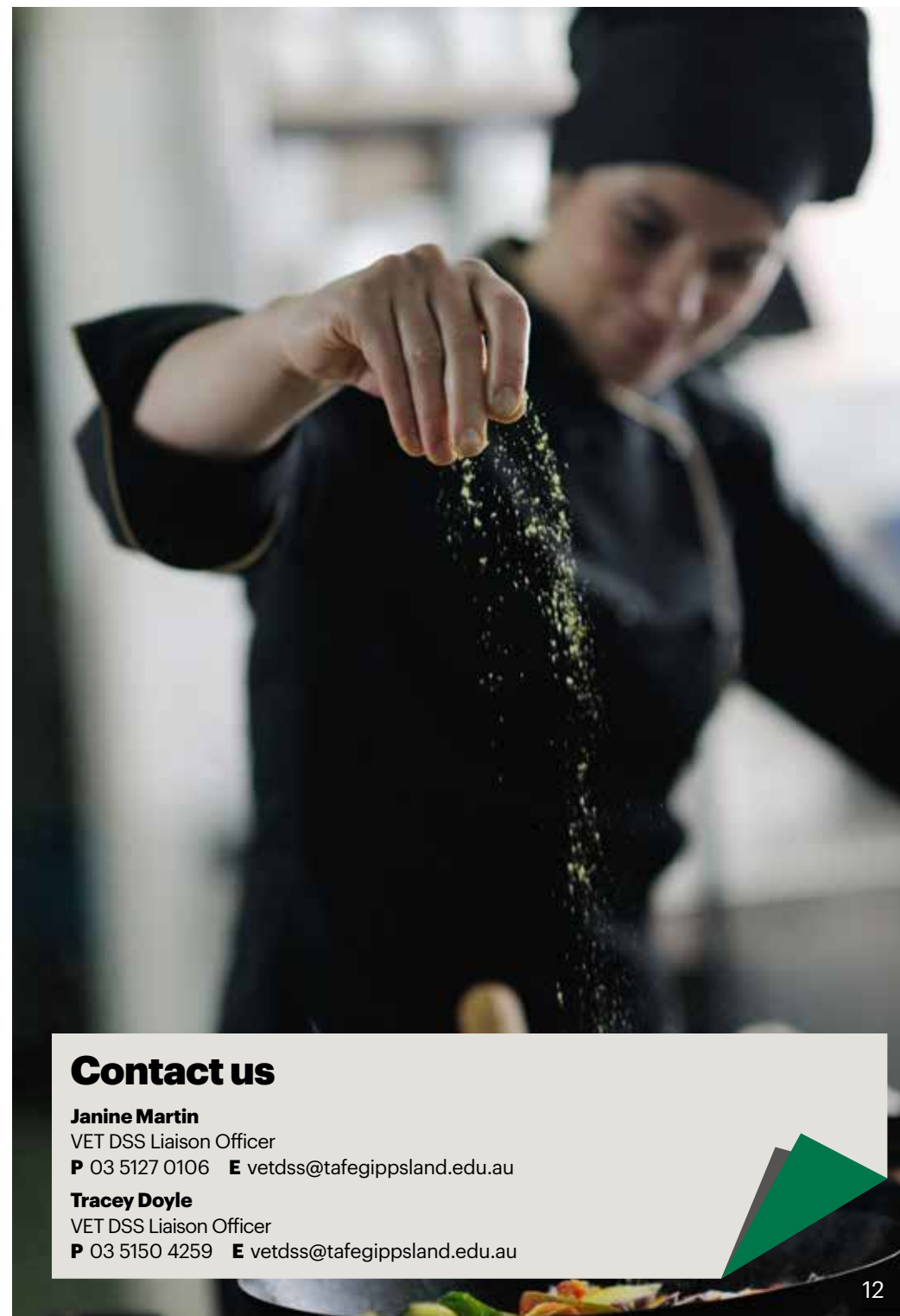
Education Pathways

Here are the next steps you could take in your education pathway:

- Certificate III in Commercial Cookery
- Certificate III in Catering Operations

Potential job outcomes

- Kitchen hand
- Apprentice chef
- Catering assistant



Contact us

Janine Martin

VET DSS Liaison Officer

P 03 5127 0106 **E** vetdss@tafegippsland.edu.au

Tracey Doyle

VET DSS Liaison Officer

P 03 5150 4259 **E** vetdss@tafegippsland.edu.au

TAFE GIPPSLAND

Certificate III in Screen and Media CUA31015

Campus: Warragul

Completion: Full Duration: 2 Years Scored assessment: Yes

VET in VCE: Yes VCAL recognition: Yes Block credit: Yes

Pre-requisites: Nil Structured Workplace Learning: Strongly recommended

The Certificate III in Screen and Media provides the perfect foundation to make that break into the vibrant and exciting industry of digital media. Kick start your pathway towards a career as a web developer, multimedia designer or digital animator. This is also a great way to improve your information and communication technology skills, to help make you more employable. Topics will include using digital technologies and multimedia, manipulating digital images, creating digital animations, creating a website, working with interactive content and gaining workplace health and safety knowledge.

Proposed units

Unit code	Unit name
BSBCRT301	Develop and extend critical and creative thinking skills
BSBWHS201	Contribute to health and safety of self and others
CUAIND301	Work effectively in the creative arts industry
CUAANM302	Create 3D digital animations
CUAANM303	Create 3D digital models
CUADIG303	Produce and prepare photo images
BSBDES302	Explore and apply the creative design process to 2D forms
CUAANM301	Create 2D digital animations
CUADIG302	Author interactive sequences
CUADIG304	Create visual design components
CUAWRT301	Write content for a range of media

Clothing & equipment

- Branded uniform top will be provided
- Long pants
- Solid, closed in shoes
- USB memory stick provided

Education Pathways

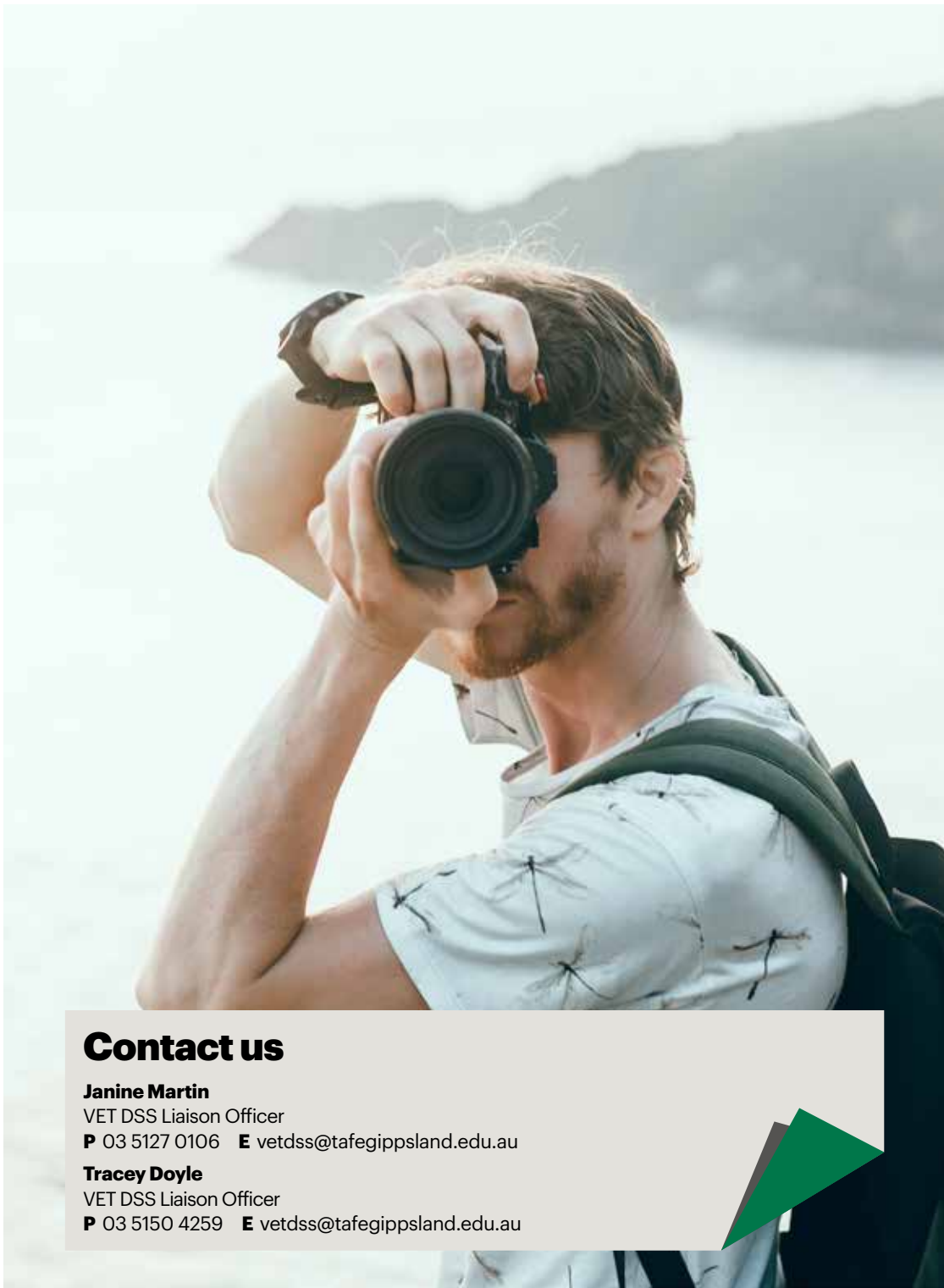
Here are the next steps you could take in your education pathway:

- Certificate IV in Screen and Media
- Diploma of Screen and Media
- Diploma of Graphic Design

Potential job outcomes

- Animator
- Games developer
- Graphic designer





TAFE GIPPSLAND

Certificate III in Visual Arts CUA31115

Campus: Yallourn

Completion: Full	Duration: 2 Years	Scored assessment: No
VET in VCE: No	VCAL recognition: Yes	Block credit: Yes
Pre-requisites: Nil	Structured Workplace Learning: Strongly recommended	

This qualification is aimed at students who have a passion for visual art skills with a focus on digital photography and development of their own portfolio. Practice at this level is underpinned by the application of introductory art theory and history. Topics will include copyright arrangements, drawing and digital imaging skills, producing and preparing photo images, creative work and collaborative creative projects.

Proposed units

Unit code	Unit name
BSBWS201	Contribute to health and safety of self and others
CUAPPR301	Produce creative work
CUAPPR304	Participate in collaborative creative projects
CUADIG304	Create visual design components
CUAPHI302	Capture photographic images
CUADIG202	Develop digital imaging skills
CUAACD201	Develop drawing skills to communicate ideas
CUARES301	Apply knowledge of history and theory to own arts practice
CUACMP311	Implement copyright arrangements
CUADIG305	Produce digital images
CUAPHI403	Enhance, manipulate and output photo images
CUADIG303	Produce and prepare photo images

Clothing & equipment

- Branded uniform top will be provided
- Must have a digital SLR camera with manual function and a tripod
- Portable hard drive provided
- Student must have their own subscription to Adobe Photography

Education Pathways

Here are the next steps you could take in your education pathway:

- Certificate IV Photoimaging
- Diploma of Visual Arts and Contemporary Craft

Potential job outcomes

- Artist
- Photographer
- Production Crew Member

Contact us

Janine Martin

VET DSS Liaison Officer

P 03 5127 0106 **E** vetdss@tafegippsland.edu.au

Tracey Doyle

VET DSS Liaison Officer

P 03 5150 4259 **E** vetdss@tafegippsland.edu.au

TAFE GIPPSLAND

Certificate II in Animal Studies ACM20117

Campus: Leongatha, Warragul Baw Baw Skills Centre, Morwell, Sale, Bairnsdale

Completion: Full Duration: 2 Years Scored assessment: No

VET in VCE: Yes VCAL recognition: Yes Block credit: Yes

Pre-requisites: Nil Structured workplace learning: Strongly recommended

This qualification is delivered face to face with scheduled excursions over a 2 year period. It is a general qualification, for entry into sectors of the animal care and management industry where workers provide care for animals in workplaces such as animal shelters, kennels, catteries, sanctuaries and veterinary clinics. This program assists students with a passion to work within the animal care sector and as an entry pathway to further study.

Proposed units

Unit code	Unit name
ACMGAS201	Work in the animal care industry
ACMGAS202	Participate in workplace communications
ACMGAS203	Complete animal care hygiene routines
ACMGAS204	Feed and water animals
ACMWHS201	Participate in WHS processes
ACMSUS201	Participate in environmentally sustainable work practices
ACMGAS205	Assist in health care of animals
ACMGAS206	Provide basic first aid for animals
ACMSPE304	Provide basic care of domestic dogs
ACMSPE310	Provide basic care of mammals
ACMGAS208	Source information for animal care needs
ACMGAS209	Provide information on companion animals, products and services

Clothing & equipment

- Solid, closed in shoes
- Sun protection
- Branded uniform shirt will be supplied
- Students should bring their laptop they currently use for Secondary School to their VET DSS class

Education Pathways

Here are the next steps you could take in your education pathway:

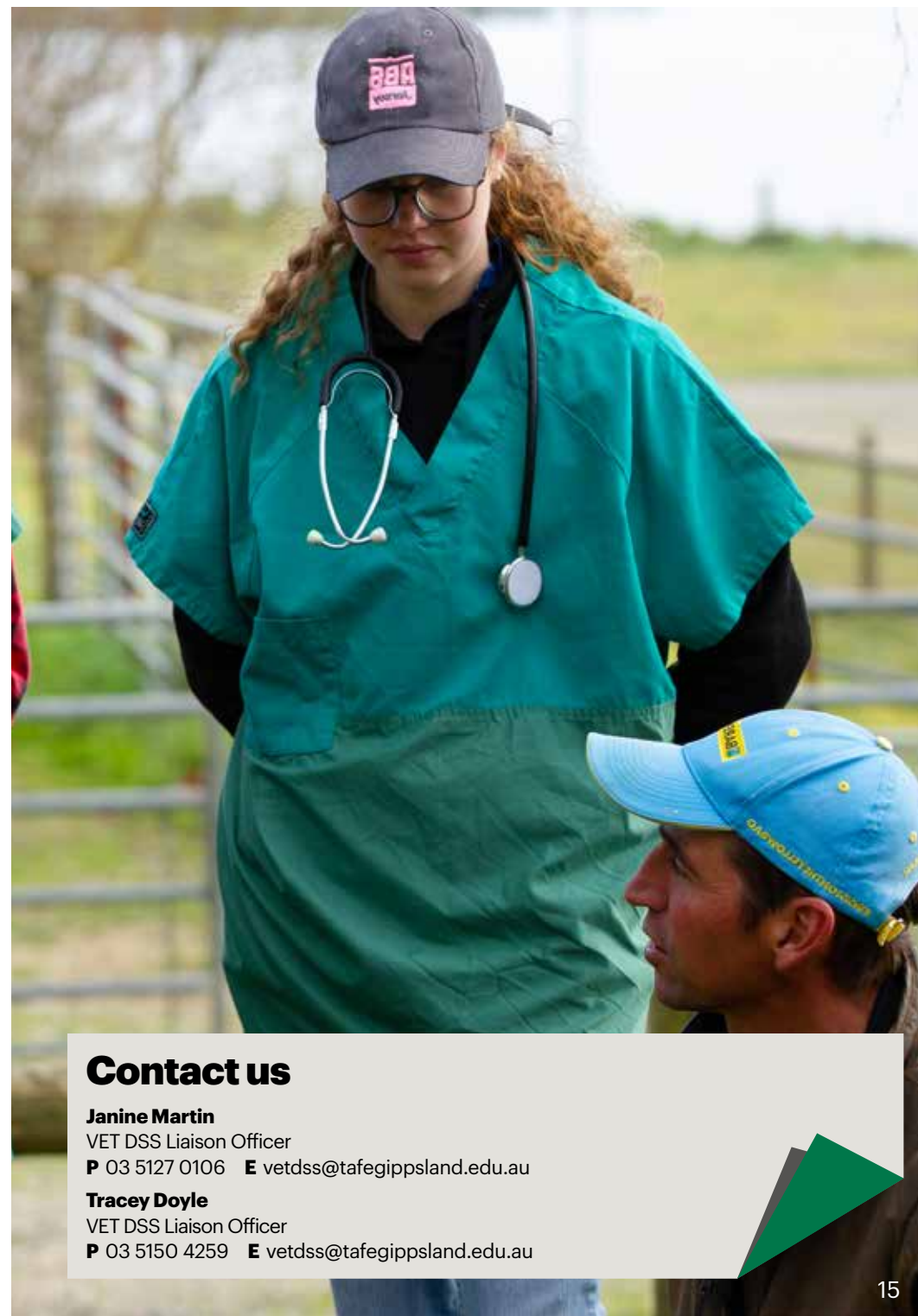
- Certificate III in Companion Animal Services
- Certificate IV in Veterinary Nursing

Potential job outcomes

- Animal Carer/Shelter Attendant
- Kennel Hand

Entry Requirements

Students must have access to a minimum of two types of species of animals, for example a cat, dog or a bird



Contact us

Janine Martin

VET DSS Liaison Officer

P 03 5127 0106 **E** vetdss@tafegippsland.edu.au

Tracey Doyle

VET DSS Liaison Officer

P 03 5150 4259 **E** vetdss@tafegippsland.edu.au

TAFE GIPPSLAND

Certificate II in Animal Studies

ACM20117

Flexible
delivery

Campus: Online/Blended

Completion: Full	Duration: 1 Year	Scored assessment: No
VET in VCE: Yes	VCAL recognition: Yes	Block credit: Yes
Pre-requisites: Nil	Structured workplace learning: Strongly recommended	

This qualification is delivered online with scheduled practical skill days and excursions over one year. This is a general qualification for entry into sectors of the animal care and management industry where workers provide care for animals in workplaces such as animal shelters, kennels, catteries, sanctuaries and veterinary clinics. As it is delivered in an online/blended study mode, it is ideal for students that are studying VCE or VCAL, and require flexible delivery rather than a commitment to on campus attendance.

Proposed units

Unit code	Unit name
ACMGAS201	Work in the animal care industry
ACMGAS202	Participate in workplace communications
ACMGAS203	Complete animal care hygiene routines
ACMGAS204	Feed and water animals
ACMWHS201	Participate in WHS processes
ACMSUS201	Participate in environmentally sustainable work practices
ACMGAS205	Assist in the health care of animals
ACMGAS206	Provide basic first aid for animals
ACMSPE304	Provide basic care of domestic dogs
ACMSPE310	Provide basic care of mammals
ACMGAS208	Source information for animal care needs
ACMGAS209	Provide information on companion animals, products and services

Clothing & equipment

- Solid, closed in shoes
- Sun protection
- Branded uniform shirt will be supplied
- Students must have access to a computer and Internet

Education Pathways

Here are the next steps you could take in your education pathway:

- Certificate III in Companion Animal Services
- Certificate IV in Veterinary Nursing

Potential job outcomes

- Animal carer/Shelter attendant
- Kennel hand

Entry Requirements

- Students must have access to a minimum of two types of animal species for example a cat, a dog or a bird
- Students will be required to attend excursions and workshops focussing on the practical aspects of the qualification
- Online interactive class: Thur 12-2pm
- Tutorials: Mon 12-1pm & Tues 10am-12pm
- Three practical skills days: 11 April, 27 June, 19 Sept 2022 (subject to change)



Contact us

Janine Martin

VET DSS Liaison Officer

P 03 5127 0106 **E** vetdss@tafegippsland.edu.au

Tracey Doyle

VET DSS Liaison Officer

P 03 5150 4259 **E** vetdss@tafegippsland.edu.au

TAFE GIPPSLAND

Certificate II in Horticulture AHC20416

Campus: Morwell, Bairnsdale Trade Centre

Completion: Full	Duration: 1 Year	Scored assessment: No
VET in VCE: Yes	VCAL recognition: Yes	Block credit: Yes
Pre-requisites: Nil	Structured workplace learning: Strongly recommended	

If you enjoy taking a hands-on approach to learning, a Certificate II in Horticulture can take you where you want to go. This exciting qualification will take you outdoors where you will develop and practice skills in machinery operation, plant growth, soils, diseases and pests. You'll create and maintain garden beds, and learn vital nursery and orchard skills. Experience all that the horticultural industry has to offer in a fun and practical way.

Proposed units

Unit code	Unit name
AHCPMG202	Treat plant pests, diseases and disorders
AHCSOL202	Assist with soil or growing media sampling and testing
AHCWHS201	Participate in work health and safety processes
AHCPMG201	Treat weeds
AHCPGD201	Plant trees and shrubs
AHCPGD202	Prepare and maintain plant displays
AHCMOM203	Operate basic machinery and equipment
AHCPCM201	Recognise plants
AHCNSY201	Pot up plants
AHCNSY202	Care for nursery plants
AHCNSY203	Undertake propagation activities
AHCMOM204	Undertake operational maintenance of machinery
AHCWRK205	Participate in workplace communications
AHCPGD203	Prune shrubs and small trees
AHCCHM201	Apply chemicals under supervision

Clothing & equipment

- Solid, closed in shoes (preferably work boots)
- Long pants for practical work
- Hat and sunscreen
- Branded uniform shirt, safety glasses, gloves and ear protection will be supplied

Education Pathways

Here are the next steps you could take in your education pathway:

- Certificate III in Horticulture
- Certificate III in Conservation & Land Management
- Certificate IV in Horticulture

Potential job outcomes

- Horticulturalist
- Gardener
- Nursery worker



Contact us

Janine Martin

VET DSS Liaison Officer

P 03 5127 0106 **E** vetdss@tafegippsland.edu.au

Tracey Doyle

VET DSS Liaison Officer

P 03 5150 4259 **E** vetdss@tafegippsland.edu.au



TAFE GIPPSLAND

Certificate II in Conservation & Land Management AHC21016

Campus: Forestec, Sale

Completion: Full Duration: 1 Year Scored assessment: No

VET in VCE: Yes VCAL recognition: Yes Block credit: Yes

Pre-requisites: Nil Structured workplace learning: Strongly recommended

If you have a passion for caring and preserving our environment, then this hands-on course is for you. Learn practical skills in native seed collection and propagation, bushland restoration, native plant and wildlife identification, pest plant control, fencing and maintaining structures, using maps and much more. Pathways may include employment into roles such as assistant land management officer, assistant conservation worker, assistant parks and wildlife officer. Some great skills to last a lifetime.

Proposed units

Unit code	Unit name
AHCWHS201	Participate in work health and safety processes
AHCWRK209	Participate in environmentally sustainable work practices
AHCFAU201	Recognise fauna
AHCNAR305	Collect native seed
AHCNAR201	Carry out natural area restoration works
AHCPMG201	Treat weeds
AHCPCM201	Recognise plants
AHCCHM201	Apply chemicals under supervision
AHCINF202	Install, maintain and repair farm fencing
AHCPGD201	Plant trees and shrubs
AHCNAR307	Read and interpret maps
AHCWRK201	Observe and report on weather
AHCINF203	Maintain properties and structures
AHCWRK205	Participate in workplace communications
AHCNSY203	Undertake propagation activities

Clothing & equipment

- Solid, closed in shoes (work boots)
- Hat and sunscreen
- Branded uniform shirt, safety glasses, gloves and ear protection supplied

Education Pathways

Here are the next steps you could take in your education pathway:

- Certificate III Conservation and Land Management
- Diploma of Conservation and Land Management

Potential job outcomes

- Indigenous land management
- Lands, parks and wildlife roles
- Project firefighter

Contact us

Janine Martin

VET DSS Liaison Officer

P 03 5127 0106 E vetdss@tafegippsland.edu.au

Tracey Doyle

VET DSS Liaison Officer

P 03 5150 4259 E vetdss@tafegippsland.edu.au

TAFE GIPPSLAND

Certificate II in Agriculture AHC20116

Campus: Leongatha, Warragul

Completion: Full	Duration: 1 Year	Scored assessment: No
VET in VCE: Yes	VCAL recognition: Yes	Block credit: Yes
Pre-requisites: Nil	Structured workplace learning: Strongly recommended	

This qualification is delivered face to face with scheduled practical skills days and field trips throughout the year. It is ideal for those who wish to start a career in the food and fibre industry, or further develop their skills and knowledge at the assistant farm hand level. Through this course you will learn basic practical skills in fencing, monitoring water supplies, machinery operation, plant and livestock management. Students undertaking this course will gain the practical skills and knowledge required to carry out routine tasks under general supervision within the agricultural industry.

Proposed units

Unit code	Unit name
AHCWHS201	Participate in work health and safety processes
AHCWRK204	Work effectively in the industry
AHCWRK209	Participate in environmentally sustainable work practices
AHCSOL202	Assist with soil or growing media sampling and testing
AHCWRK201	Observe and report on weather
AHCLSK202	Care for health and welfare of livestock
AHCPMG201	Treat weeds
AHCPMG202	Treat plant pests, diseases & disorders
AHCPGD201	Plant trees and shrubs
TLID1001	Shift materials safely using manual handling methods
AHCWRK205	Participate in workplace communications
AHCCHM201	Apply chemicals under supervision
AHCINF201	Carry out basic electric fencing operations
AHCINF202	Install, maintain and repair farm fencing
AHCLSK209	Monitor water supplies
AHPCPM201	Recognise plants
AHCWRK207	Collect and record production data
AHCMOM202	Operate tractors

Clothing & equipment

- Solid, closed in shoes
- Clothing suitable for practical work
- Branded uniform shirt will be supplied
- Students must have access to a computer and Internet. Our preference is for students to bring their laptop they currently use for Secondary School to their VET DSS classes

Education Pathways

Here are the next steps you could take in your education pathway:

- Certificate III in Agriculture (App/Traineeship)
- Certificate III in Dairy Production
- Certificate IV in Agriculture

Potential job outcomes

- Farm hand, Stockperson
- Dairy Trades Person

Entry requirements

- Student must be 16 years of age or older to be operate machinery such as tractors, according to manufacture requirements.
- Students will be required to undertake some self paced learning and practical activities outside of school times

Contact us

Janine Martin

VET DSS Liaison Officer

P 03 5127 0106 **E** vetdss@tafegippsland.edu.au

Tracey Doyle

VET DSS Liaison Officer

P 03 5150 4259 **E** vetdss@tafegippsland.edu.au

TAFE GIPPSLAND

Certificate II in Agriculture

AHC20116



Campus: Online/Blended

Completion: Full	Duration: 1 Year	Scored assessment: No
VET in VCE: Yes	VCAL recognition: Yes	Block credit: Yes
Pre-requisites: Nil	Structured workplace learning: Strongly recommended	

This qualification is delivered online with scheduled practical skills days and field trips throughout the year. It is ideal for those who wish to start a career in the food and fibre industry, or further develop their skills and knowledge at the assistant farm hand level. Through this course you will learn basic practical skills in fencing, monitoring water supplies, machinery operation, plant and livestock management. Students undertaking this course will gain the practical skills and knowledge required to carry out routine tasks under general supervision within the agricultural industry, and as this course is delivered via online/blended learning, it is ideal for students that are studying VCE or VCAL noting practical sessions will be scheduled during term breaks to minimise commitments during school time.

Proposed units

Unit code	Unit name
AHCWHS201	Participate in work health and safety processes
AHCWRK204	Work effectively in the industry
AHCWRK209	Participate in environmentally sustainable work practices
AHCSOL202	Assist with soil or growing media sampling and testing
AHCWRK201	Observe and report on weather
AHCLSK202	Care for health and welfare of livestock
AHCPMG201	Treat weeds
AHCPMG202	Treat plant pests, diseases & disorders
AHCPGD201	Plant trees and shrubs
TLID1001	Shift materials safely using manual handling methods
AHCWRK205	Participate in workplace communications
AHCCHM201	Apply chemicals under supervision
AHCINF201	Carry out basic electric fencing operations
AHCINF202	Install, maintain and repair farm fencing
AHCLSK209	Monitor water supplies
AHPCPM201	Recognise plants
AHCWRK207	Collect and record production data
AHCMOM202	Operate tractors

Clothing & equipment

- Solid, closed in shoes
- Clothing suitable for practical work
- Branded uniform shirt will be supplied
- Students must have access to a computer and Internet. Our preference is for students to bring their laptop they currently use for Secondary School to their VET DSS classes

Education Pathways

Here are the next steps you could take in your education pathway:

- Certificate III in Agriculture (App/Traineeship)
- Certificate III in Dairy Production
- Certificate IV in Agriculture

Potential job outcomes

- Farm hand, Stockperson
- Dairy trades person

Entry requirements

- Student must be 16 years of age or older to be operate machinery such as tractors, according to manufacture requirements.
- Students will be required to attend excursions and workshops focussing on the practical aspects of the qualification
- Online interactive class: Fri 12-2pm
- Tutorials: Mon 12-1pm and Thur 12-2pm
- Three practical skills days: April, June, September 2022 (dates TBC)



Contact us

Janine Martin

VET DSS Liaison Officer

P 03 5127 0106 **E** vetdss@tafegippsland.edu.au

Tracey Doyle

VET DSS Liaison Officer

P 03 5150 4259 **E** vetdss@tafegippsland.edu.au

TAFE GIPPSLAND

Certificate II in Engineering, Fabrication and Fitting 22470VIC

Campus: Leongatha, Yallourn, Sale

Completion: Full	Duration: 2 Years	Scored assessment: Yes
VET in VCE: Yes	VCAL recognition: Yes	Block credit: Yes
Pre-requisites: Nil	Structured Workplace Learning: Strongly recommended	

This qualification will enable you to learn basic welding and fabrication of metal structures, whilst also learning basic fitting and turning including working from detailed drawings. You will gain hand and power tools skills whilst undertaking practical tasks. This course is suited to learners looking to follow a career within the engineering industry.

Proposed units

Unit code	Unit name
VU22335	Perform metal machining operations
MEM18002B	Use power tools/hand held operations
VU22337	Perform basic welding and thermal cutting processes to fabricate engineering structures
VU22333	Perform intermediate engineering computations
MEMPE006A	Undertake a basic engineering project
VU22332	Apply basic fabrication techniques
VU22330	Select and interpret drawings and prepare three dimensional (3D) sketches and drawings
VU22329	Report on a range of sectors in the manufacturing, engineering and related industries
MEM18001C	Use hand tools
VU22331	Perform basic machining processes
MEM13014A	Apply principles of occupational health and safety in the work environment

Clothing & equipment

- Safety boots
- Overalls or drill pants
- Branded uniform shirt, safety glasses and ear protection will be supplied

Potential job outcomes

- Fitter & Turner
- Mechanical Fitter
- Welder

Education Pathways

Here are the next steps you could take in your education pathway:

- Certificate III in Engineering (Fabrication Trade)
- Certificate III in Marine Craft Construction
- Certificate III in Jewellery Manufacture



Contact us

Janine Martin

VET DSS Liaison Officer

P 03 5127 0106 **E** vetdss@tafegippsland.edu.au

Tracey Doyle

VET DSS Liaison Officer

P 03 5150 4259 **E** vetdss@tafegippsland.edu.au



TAFE GIPPSLAND

Certificate II in Automotive Vocational Preparation AUR20716

Campus: Leongatha, Warragul, Yallourn, Sale, Bairnsdale Trade Centre

Completion: Full Duration: 2 Years Scored assessment: No

VET in VCE: Yes VCAL recognition: Yes Block credit: Yes

Pre-requisites: Nil Structured Workplace Learning: Strongly recommended

A pre apprenticeship for students in the automotive industry will provide students with an overview of service and repair. Students will learn the fundamentals of automotive vehicles, how to service and repair minor faults on automotive vehicle engines, transmissions, suspensions, steering, brakes and electrical systems, and components. This course is also a valuable step towards gaining an apprenticeship in the automotive industry.

Proposed units

Unit code	Unit name
AURASA002	Follow safe working practices in an automotive workplace
AURETRO06	Solder electrical wiring and circuits
AURETRO15	Inspect, test and batteries
AURTTE007	Dismantle and assemble single cylinder four-stroke petrol engines
AURAFSA003	Communicate effectively in an automotive workplace
AURTTA027	Carry out basic vehicle servicing operations
AURAFSA004	Resolve routine problems in an automotive workplace
AURTTB007	Remove and replace brake assemblies
AURETRO03	Identify automotive electrical systems and components
AURTTE008	Dismantle and assemble multi-cylinder four-stroke petrol engines
AURAEA002	Follow environmental and sustainability best practice in an automotive workplace
AURTTK002	Use and maintain tools and equipment in an automotive workplace
AURLTA001	Identify automotive mechanical systems and components
AURETK003	Operate electrical test equipment

Clothing & equipment

- Safety boots
- Overalls or drill pants
- Branded uniform shirt, safety glasses and ear protection will be supplied
- Safety gear must be worn to all classes

Education Pathway

Here are the next steps you could take in your education pathway:

- Certificate III in Light Vehicle Mechanical Technology (Apprenticeship)
- Certificate III in Heavy Commercial Vehicle Mechanical Technology (Apprenticeship)

Potential job outcomes

- Mechanic
- Vehicle Service Assistant
- Motor Sport Technician's Assistant

Contact us

Janine Martin

VET DSS Liaison Officer

P 03 5127 0106 E vetdss@tafegippsland.edu.au

Tracey Doyle

VET DSS Liaison Officer

P 03 5150 4259 E vetdss@tafegippsland.edu.au

TAFE GIPPSLAND

Certificate II in Building and Construction Pre-Apprenticeship (Bricklaying) 22338VIC

Campus: Yallourn

Completion: Full	Duration: 2 Years	Scored assessment: No
VET in VCE: Yes	VCAL recognition: Yes	Block credit: Yes
Pre-requisites: Nil	Structured Workplace Learning: Strongly recommended	

This course provides learners with the basic industry specific skills and knowledge to enable transition into an apprenticeship in the bricklaying industry, and includes learning the techniques required, using bricks and masonry blocks, to complete practical tasks. Learners will also partake in communication, teamwork, planning and organisational skills and self-management in preparation for employment. This qualification is designed to provide a head start in finding employment or an apprenticeship in bricklaying or related fields.

Proposed units

Unit code	Unit name
CPCCCM1012A	Work effectively and sustainably in the construction industry
CPCCCM1014A	Conduct workplace communication
CPCCCM1015A	Carry out measurements and calculations
CPCCCM2006	Apply basic levelling procedures
CPCCOHS2001A	Apply OHS requirements, policies and procedures in the construction industry
CPCCWHS1001	Prepare to work safely in the construction industry
HLTAID002	Provide basic emergency life support
VU22019	Apply brick veneer construction techniques
VU22020	Apply cavity brick construction techniques
VU22014	Prepare for work in the building and construction industry
VU22015	Interpret and apply basic plans and drawings
VU22016	Erect and safely use working platforms
VU22017	Identify and handle bricklaying tools and equipment
VU22018	Apply basic bricklaying techniques
VU22021	Apply masonry blockwork techniques

Clothing & equipment

- Student must supply own safety boots and long pants
- Branded uniform shirt, safety glasses, gloves and ear protection will be supplied
- Safety gear must be worn to all classes
- Students must have access to a computer and Internet and we encourage bringing their school laptop to VET DSS classes

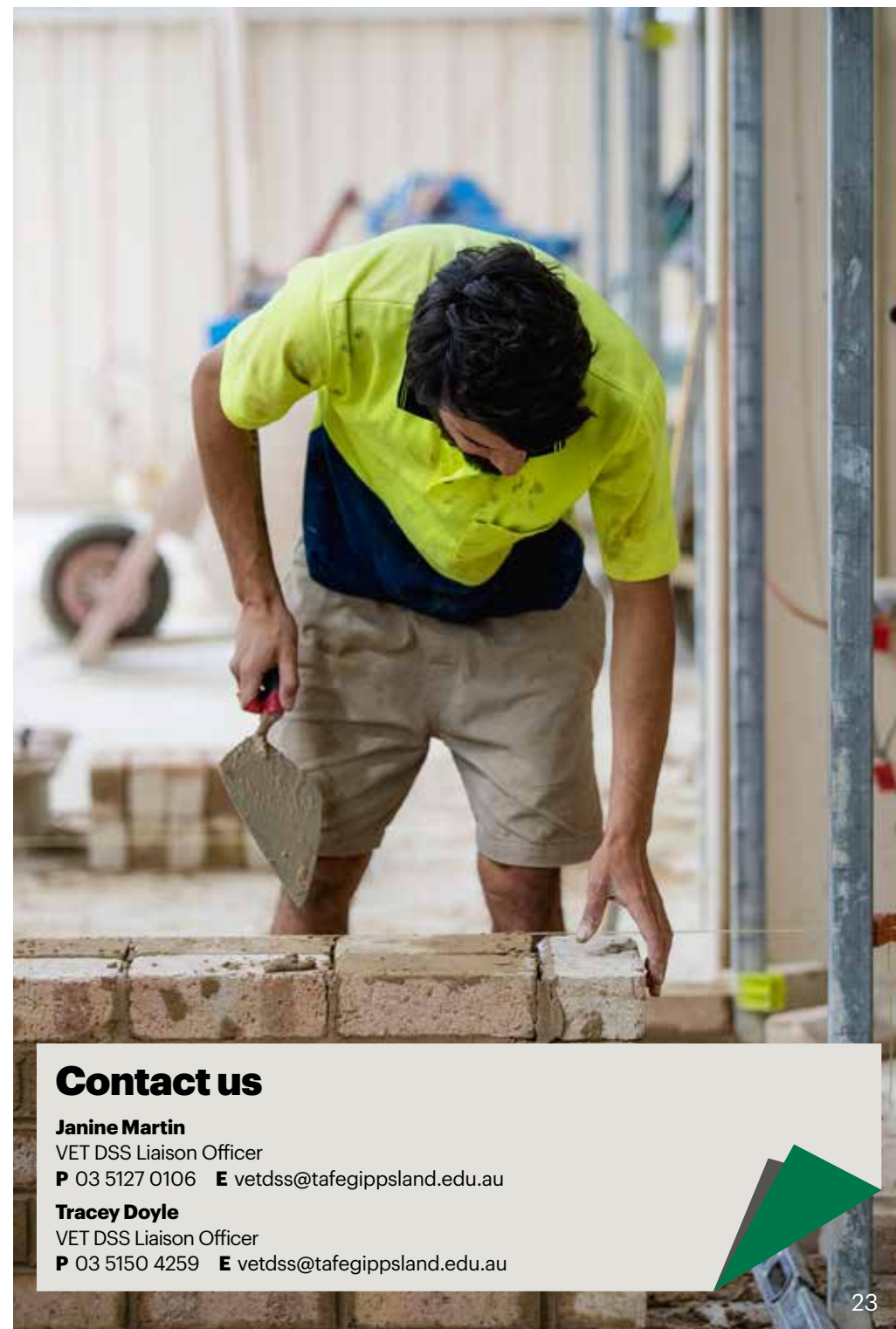
Education Pathways

Here are the next steps you could take in your education pathway:

- Certificate III in Building and Construction Bricklaying
- Certificate III in Concreting (Apprenticeship)

Potential job outcomes

- Bricklayer, Concreter, Plasterer



Contact us

Janine Martin

VET DSS Liaison Officer

P 03 5127 0106 **E** vetdss@tafegippsland.edu.au

Tracey Doyle

VET DSS Liaison Officer

P 03 5150 4259 **E** vetdss@tafegippsland.edu.au



TAFE GIPPSLAND

Certificate II in Building and Construction Pre Apprenticeship (Painting and Decorating) 22338VIC

Campus: Yallourn

Completion: Full Duration: 2 Years Scored assessment: No

VET in VCE: Yes VCAL recognition: Yes Block credit: Yes

Pre-requisites: Nil Structured Workplace Learning: Strongly recommended

This course provides learners with the basic skills required in the painting and decorating industry. You will gain the skills you need for entry-level employment as a painter and decorator, including experience across a range of activities such as using power tools, preparing surfaces, clear timber finishing, spray painting and paper hanging. This course is designed to provide a head start on finding employment or an apprenticeship in the painting and decorating industry.

Proposed units

Unit code	Unit name
CPCCWHS1001	Prepare to work safely in the construction industry
HLTAID002	Provide basic emergency life support
CPCCOHS2001A	Apply OHS requirements, policies and procedures in the construction industry
VU22015	Interpret and apply basic plans and drawings
CPCCCM1015A	Carry out measurements and calculations
CPCCCM1014A	Conduct workplace communication
VU22016	Erect and use working platforms
CPCCCM2006	Apply basic levelling procedures
VU22014	Prepare for work in the building and construction industry
VU22036	Develop basic timber staining and clear finishing skills
VU22037	Develop basic protective metal coating skills
VU22038	Apply basic spray painting skills
VU22039	Apply basic wallpaper
VU22033	Apply basic surface preparation skills for painting and decorating
VU22032	Identify and handle painting & decorating tools and equipment
VU22034	Mix paint colours
VU22035	Develop basic paint application techniques
CPCCCM1012A	Work effectively and sustainably in the construction industry

Clothing & equipment

- Student must supply own safety boots and long pants
- Branded uniform shirt, safety glasses and ear protection will be supplied
- Safety gear must be worn to all classes
- Students must have access to a computer and Internet

Education Pathways

Here are the next steps you could take in your education pathway:

- Certificate III in Painting and Decorating
- Certificate IV in Building and Construction

Potential job outcomes:

- Painter & Decorator
- Industrial Spray Painter

Contact us

Janine Martin

VET DSS Liaison Officer

P 03 5127 0106 E vetdss@tafegippsland.edu.au

Tracey Doyle

VET DSS Liaison Officer

P 03 5150 4259 E vetdss@tafegippsland.edu.au

TAFE GIPPSLAND

Certificate II in Building and Construction Pre Apprenticeship (Carpentry) 22338VIC

Campus: Yallourn, Sale, Bairnsdale Trade Centre

Completion: Full	Duration: 2 Years	Scored assessment: No
VET in VCE: Yes	VCAL recognition: Yes	Block credit: Yes
Pre-requisites: Nil	Structured Workplace Learning: Strongly recommended	

This course provides learners with the basic skills required to work in the construction industry. The units include health and safety, safe use of hand and power tools, as well as practical tasks including the construction of a saw horse and step ladder, building up to more skilled tasks including the construction of a cubby house.

Communication skills and teamwork will build organisational skills and self management in preparation for completion of a pre apprenticeship course providing a head start in gaining an apprenticeship in carpentry.

Proposed units

Unit code	Unit name
CPCCCM1012A	Work effectively and sustainably in the construction industry
CPCCCM1014A	Conduct workplace communication
CPCCCM2006	Apply basic levelling procedures
CPCCOHS2001A	Apply OHS requirements, policies and procedures in the construction industry
CPCCWHS1001	Prepare to work safely in the construction industry
HLTAID002	Provide basic emergency life support
VU22014	Prepare for work in the building and construction industry
VU22016	Erect and safely use working platforms
VU22028	Install basic window and door frames
VU22029	Install interior fixings
VU22030	Carry out basic demolition of timber structures
VU22031	Construct basic formwork for concreting
VU22022	Identify and handle carpentry tools and equipment
CPCCCM1015A	Carry out measurements and calculations
VU22015	Interpret and apply basic plans and drawings
VU22023	Perform basic setting out
VU22024	Construct basic sub-floor
VU22025	Construct basic wall frames
VU22026	Construct a basic roof frame
VU22027	Install basic external cladding

Clothing & equipment

- Steel cap boots
- Overalls or drill pants
- One metre folding rule or five metre retractable tape
- Carpenter's pencil
- Branded shirt, safety glasses and ear protection supplied
- Students must have access to a computer and Internet and we encourage bringing their school laptop to VET DSS classes

Education Pathways

Here are the next steps you could take in your education pathway:

- Certificate III in Carpentry (Apprenticeship)
- Certificate IV in Building and Construction

Potential job outcomes

- Apprentice Carpenter
- Construction Worker



Contact us

Janine Martin

VET DSS Liaison Officer

P 03 5127 0106 **E** vetdss@tafegippsland.edu.au

Tracey Doyle

VET DSS Liaison Officer

P 03 5150 4259 **E** vetdss@tafegippsland.edu.au

TAFE GIPPSLAND

Certificate II In Furniture Making MSF20313

Campus: Yallourn

Completion: Full	Duration: 1 Year	Scored assessment: No
VET in VCE: No	VCAL recognition: Yes	Block credit: Yes
Pre-requisites: Nil	Structured Workplace Learning: Strongly recommended	

If you enjoy working with wood, designing furniture, and constructing kitchens and cabinets, this furniture making course could help turn your interest into a career path. The course is suitable for starting a career in the cabinet and furniture making industry, or for those wanting to develop their own furniture and cabinet making skills. You will learn about safety in the workplace, how to read documents, and how to make accurate measurements. You will participate in a simulated workplace on campus and discover what it means to communicate and work within a team environment. Learn to plan, cost, and calculate before you begin a job. Create furniture using hand tools, power tools and wood working machinery.

Proposed units

Unit code	Unit name
MSFFM3002	Construct furniture using leg and rail method
MSMWHS200	Work safely
MSFFF2004	Prepare surfaces for finishing
MSFFM2001	Use furniture making sector hand and power tools
MSFFM2002	Assemble furnishing components
MSFFM2003	Select and apply hardware
MSFFM2005	Join solid timber
MSFFM2006	Hand make timber joints
MSFFM2010	Set up and operate basic static machines
MSFGN2001	Make measurements and calculations
MSMSUP102	Communicate in the workplace
MSMSUP106	Work in a team
MSMENV272	Participate in environmentally sustainable work practices

Clothing & equipment

- Branded uniform shirt, safety glasses, gloves and ear protection will be supplied
- Students must supply own safety boots and long pants
- Students should bring their laptop they currently use for Secondary School to VET DSS classes

Education Pathways

Here are the next steps you could take in your education pathway:

- Certificate III Cabinet making
- Certificate III Furniture making

Potential job outcomes

- Apprentice Cabinet Maker
- Furniture Maker



Contact us

Janine Martin

VET DSS Liaison Officer

P 03 5127 0106 **E** vetdss@tafegippsland.edu.au

Tracey Doyle

VET DSS Liaison Officer

P 03 5150 4259 **E** vetdss@tafegippsland.edu.au

TAFE GIPPSLAND

Certificate II in Plumbing (Pre-Apprenticeship) 22569VIC

Campus: Morwell and Bairnsdale

Completion: Full	Duration: 2 Years	Scored assessment: No
VET in VCE: Yes	VCAL recognition: Yes	Block credit: Yes
Pre-requisites: Nil	Structured Workplace Learning: Strongly recommended	

The Certificate II in Plumbing pre-apprenticeship prepares students with the skills and knowledge for entry into an apprenticeship in Certificate III in Plumbing. This qualification offers a range of units including working safely as part of a team, measurements and calculations, basic terminology, reading plans and specifications, plumbing tools and equipment, basic welding and fixtures and fittings. This qualification also provides credits into an apprenticeship.

Proposed units

Unit code	Unit name
CPCCCM2001	Read and interpret plans and specifications
CPCWHS1001	Prepare to work safely in the construction industry
CPCWHS2001	Apply WHS requirements, policies and procedures in the construction industry
CPCPCM2039A	Carry out interactive workplace communication
HLTAID002	Provide basic emergency life support
VU23055	Use basic power tools
VU23054	Use basic plumbing hand tools
VU23052	Use and apply basic levelling equipment for plumbing
VU23048	Fabricate simple plumbing pipe systems
VU23046	Apply basic sheet metal practices
BSBWRT311	Write simple documents
CPCCCM1015	Carry out measurements and calculations
CUAACD303	Produce technical drawings
VU23050	Perform basic oxy-acetylene welding and cutting
VU23056	Use plumbing pipes, fittings and fixtures to simulate plumbing installations
VU23053	Use basic electric welding equipment and techniques
VU23051	Prepare to work in the plumbing industry
VU23049	Identify career pathways in the plumbing industry
VU23047	Cut and penetrate building materials and structures

Clothing & equipment

- Student must supply own safety boots and overalls or drill pants
- Branded uniform shirt, safety glasses, gloves and ear protection will be supplied
- Safety gear must be worn to all classes

- Students must have access to a computer and Internet and we encourage them to bring their school laptop to all VET DSS classes

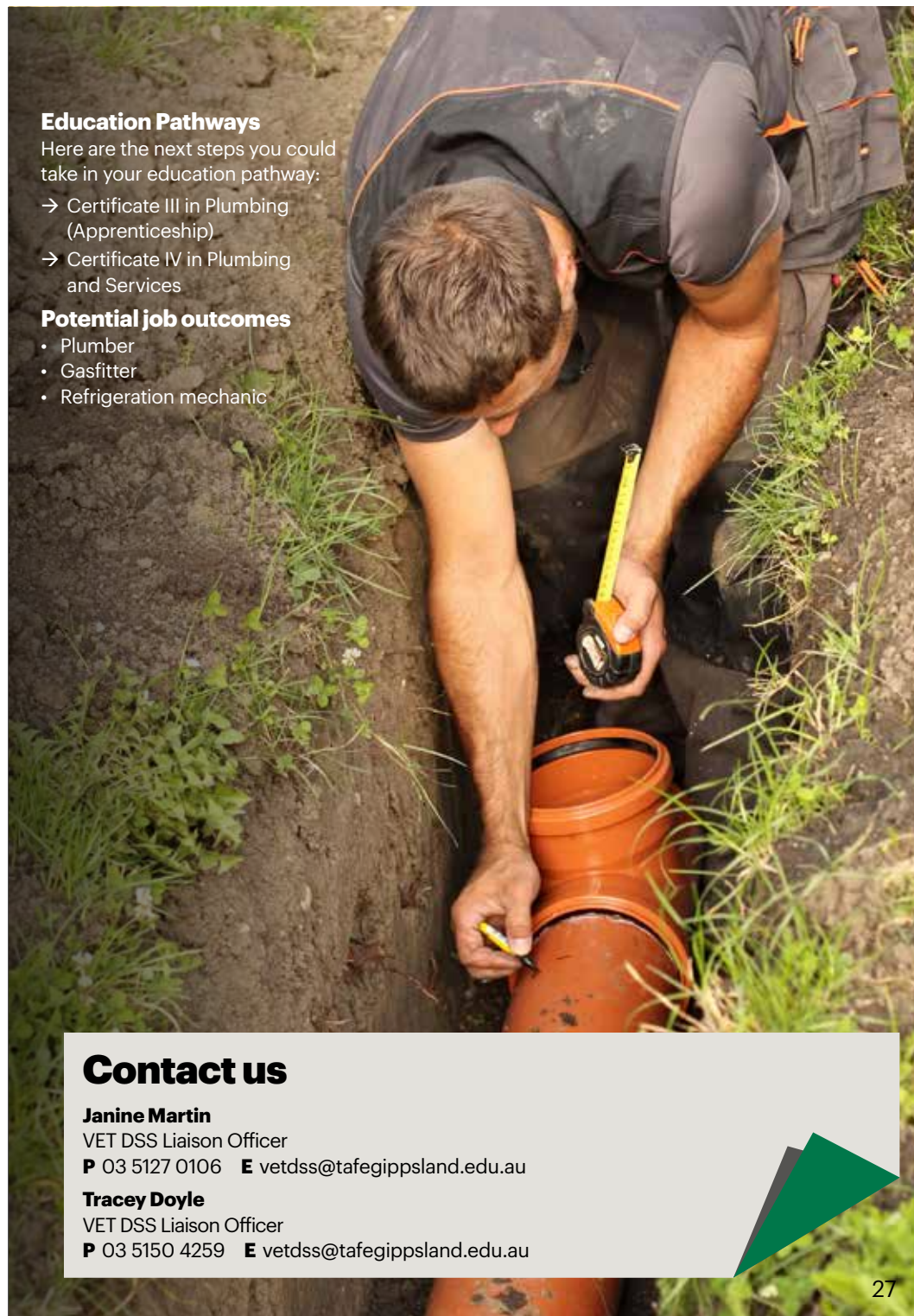
Education Pathways

Here are the next steps you could take in your education pathway:

- Certificate III in Plumbing (Apprenticeship)
- Certificate IV in Plumbing and Services

Potential job outcomes

- Plumber
- Gasfitter
- Refrigeration mechanic



Contact us

Janine Martin

VET DSS Liaison Officer

P 03 5127 0106 **E** vetdss@tafegippsland.edu.au

Tracey Doyle

VET DSS Liaison Officer

P 03 5150 4259 **E** vetdss@tafegippsland.edu.au

TAFE GIPPSLAND

Certificate II in Civil Construction RII20715

Campus: Yallourn

Completion: Full	Duration: 2 Years	Scored assessment: No
VET in VCE: Yes	VCAL recognition: Yes	Block credit: Yes
Pre-requisites: Nil	Structured Workplace Learning: Strongly recommended	

This qualification provides students with an overview of working in an operational role in civil construction. Civil construction labourers assist tradespeople on construction sites by performing a wide range of manual labouring tasks such as excavating, taking measurements, reading plans and using tools and equipment. This program also provides a pathway into further training as an apprentice or trainee within the civil construction industry.

Proposed units

Unit code	Unit name
CPCWHS1001	Prepare to work safely in the construction industry
RIIBEF201D	Plan and organise work
RIICCM201D	Carry out measurements and calculations
RIIWS201D	Work safely and follow WHS policies and procedures
RIICOM201D	Communicate in the workplace
RIISAM204D	Operate small plant and equipment
RIICCM202D	Identify, locate and protect underground services
RIICCM209D	Carry out concrete work
RIICCM203D	Read and interpret plans and job specifications
RIICCM205E	Carry out manual excavation
RIICCM207D	Spread and compact materials manually
RIICCM208D	Carry out basic levelling
RIICCM206D	Support plant operations
RIISAM203D	Use hand and power tools
RIIWS205D	Control traffic with stop-slow bat
RIIWMG203D	Drain and de-water civil constitution site
RIIWS302E	Implement traffic management plan

Clothing & equipment

Student must supply:

- Safety boots
- Wet weather gear
- Hat (sun protection)

TAFE Gippsland will supply:

- Branded shirt, safety glasses, gloves, sunscreen and ear protection supplied

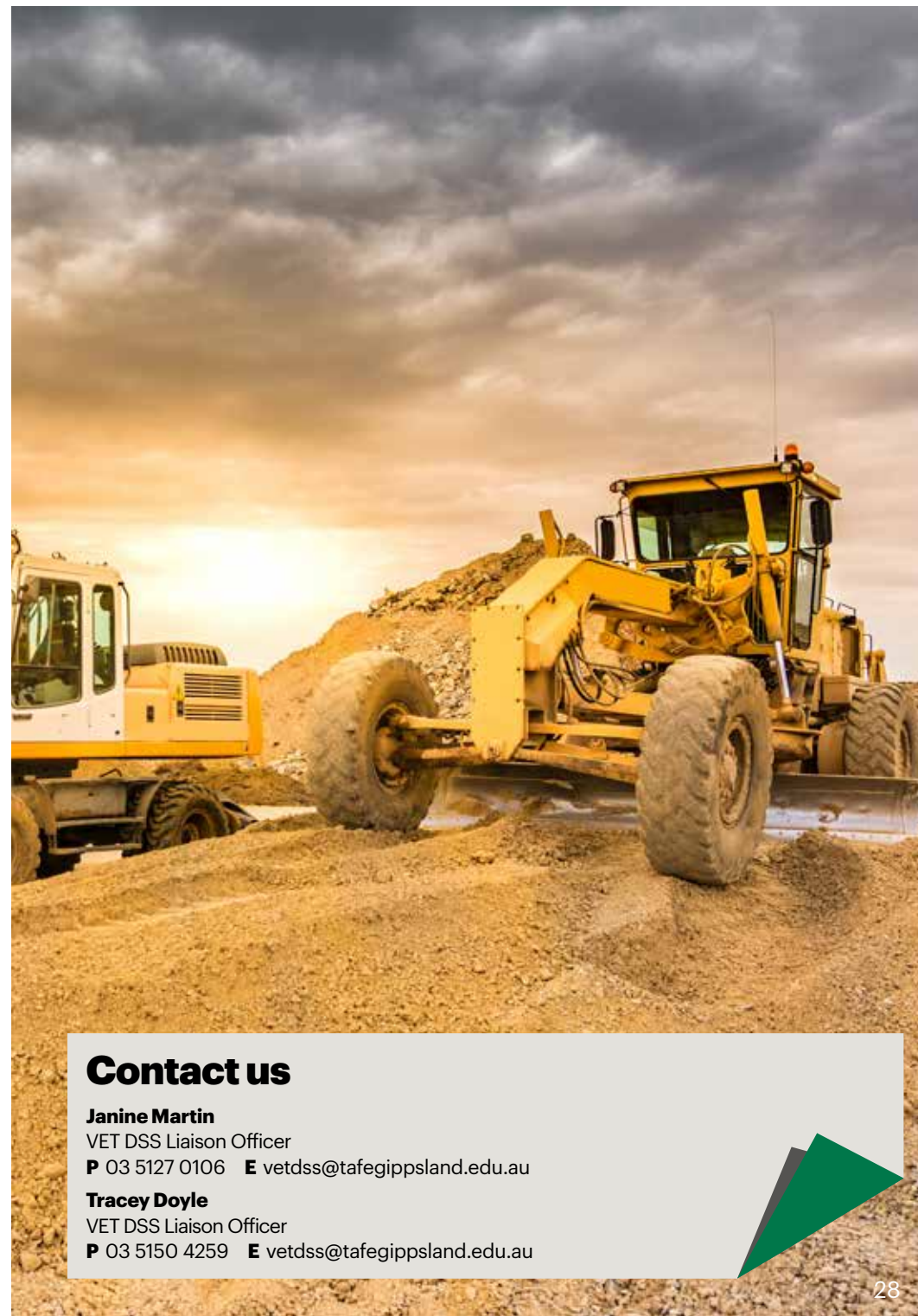
Education Pathways

Here are the next steps you could take in your education pathway:

- Certificate III in Civil Construction
- Certificate III in Civil Construction Plant Operations
- Certificate IV in Civil Construction

Potential job outcomes

- Civil plant operator
- Civil engineer



Contact us

Janine Martin

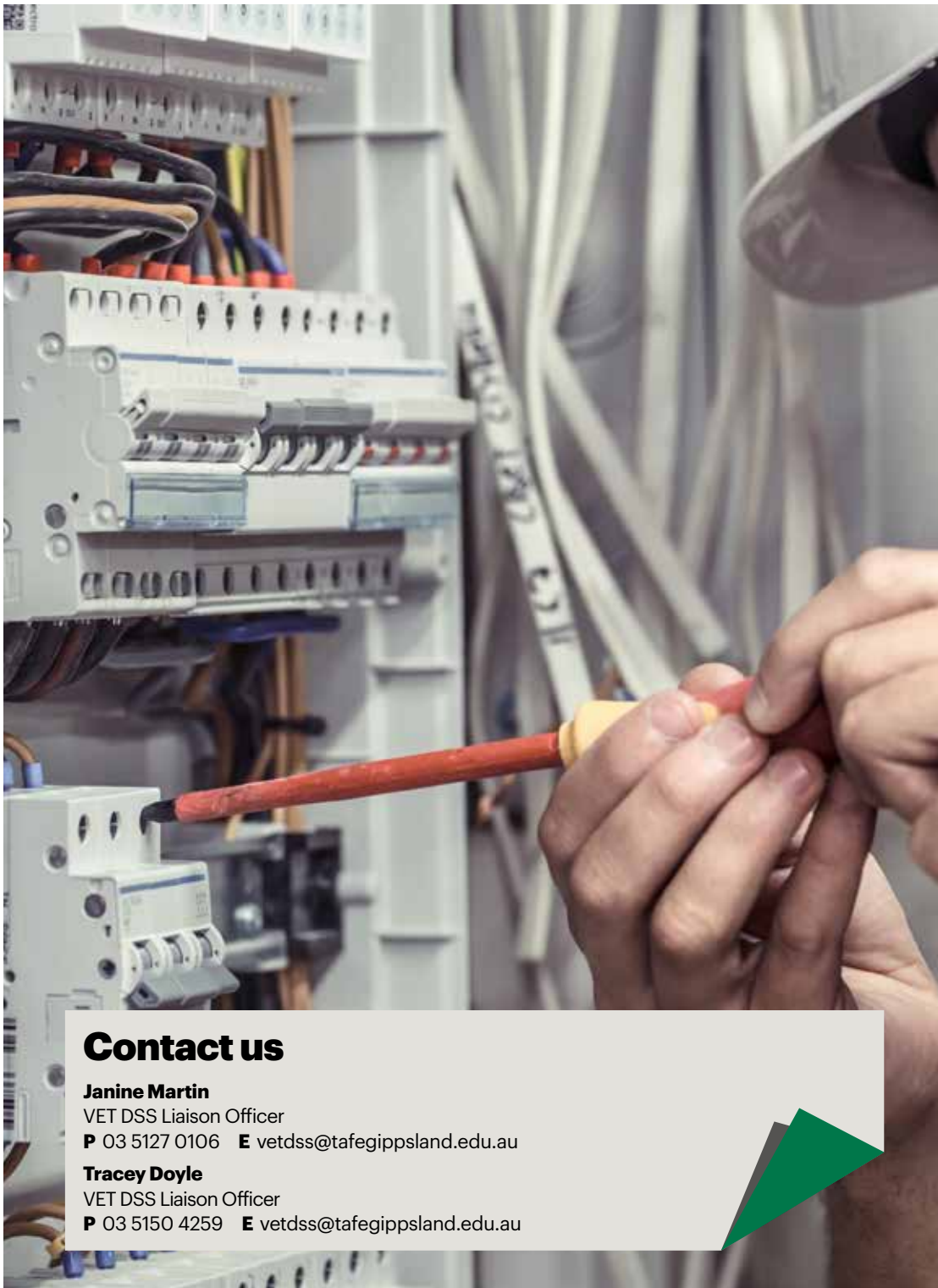
VET DSS Liaison Officer

P 03 5127 0106 **E** vetdss@tafegippsland.edu.au

Tracey Doyle

VET DSS Liaison Officer

P 03 5150 4259 **E** vetdss@tafegippsland.edu.au



TAFE GIPPSLAND

Certificate II in Electrotechnology (Career Start) UEE22020

Campus: Morwell and Sale

Completion: Full Duration: 2 Years Scored assessment: No

VET in VCE: Yes VCAL recognition: Yes Block credit: Yes

Pre-requisites: Nil Structured Workplace Learning: Strongly recommended

Study in this qualification will ensure students wishing to commence a career as an electrician, gain entry level practical skills. Students will gain an overview of workplace practical skills involving basic hand and power tool use and the necessary knowledge to enter a career in the Electrotechnology industry with confidence. It will also provide an advantage to students seeking an apprenticeship in this area as a preferred pre-requisite for many industries.

Proposed units

Unit code	Unit name
UEENEE101A	Apply occupational health and safety regulations, codes and practices in the workplace
UEENEE104A	Solve problems in d.c. circuits
UEENEE141A	Use of routine equipment/plant/technologies in an energy sector environment
UEENEE148A	Carry out routine work activities in an energy sector environment
UEENEE179A	Identify and select components, accessories and materials for energy sector work activities
UEENEE142A	Apply environmentally and sustainable procedures in the energy sector
UEENEE026A	Conduct in-service safety testing of electrical cord connected equipment and cord assemblies
UEENEEA101A	Assemble electronic components
CPCCOHS1001A	Work safely in the construction industry
UEENEEA102A	Select electronic components for assembly
HLTAID001	Provide cardiopulmonary resuscitation
UEENEE130A	Provide solutions and report on routine electrotechnology problems

Clothing & equipment

- Solid closed in shoes
- Safety gear must be worn to all classes
- Branded uniform shirt, safety glasses and ear protection will be supplied

Education Pathways

Here are the next steps you could take in your education pathway:

- Certificate III in Electrotechnology Electrician (Apprenticeship)
- Diploma of Electrical and Instrumentation

Potential job outcomes:

- Electrician
- Electrical Engineer

Contact us

Janine Martin

VET DSS Liaison Officer

P 03 5127 0106 E vetdss@tafegippsland.edu.au

Tracey Doyle

VET DSS Liaison Officer

P 03 5150 4259 E vetdss@tafegippsland.edu.au

TAFE GIPPSLAND

Certificate II in Integrated Technologies (3D Printing & Robotics) 22527VIC

Campus: Leongatha and Warragul

Completion: Full	Duration: 2 Years	Scored assessment: Yes
VET in VCE: Yes	VCAL recognition: Yes	Block credit: Yes
Pre-requisites: Nil	Structured Workplace Learning: Strongly recommended	

The Certificate II in Integrated Technologies includes basic electrical theory, electronic components, programmable logic devices, computer programming, 3D printing and applied design. The course is delivered using the project driven learning concept including minor project focussing on designing, building and programming an autonomous Sumo BattleBot and competing a round robin wrestling challenge. The major project involves designing, building and programming an autonomous scale model vehicle, then competing in a round robin.

Proposed units

Unit code	Unit name
MEM13014A	Apply principles of occupational health and safety in the work environment
VU21701	Carry out an integrated technology project
VU21702	Prepare for working in the integrated technology sector
ICAPRG301A	Apply introductory programming techniques
VU21388	Set up and test an embedded control system
VU21706	Create products using 3D printing
VU21703	Work in an integrated technology environment
VU21704	Use electrotechnology skills in integrated technology work
VU21705	Use software applications in integrated technology work
VU20906	Configure and program a basic robotic system

Clothing & equipment

- Branded uniform top will be provided
- Long pants
- Solid, closed in shoes


Education Pathways

Here are the next steps you could take in your education pathway:

- Certificate III in Engineering
- Certificate III in Electrotechnology

Potential job outcomes

- Electrician
- Computer Programmer
- Megatronics Engineering
- Engineer



Contact us

Janine Martin

VET DSS Liaison Officer

P 03 5127 0106 **E** vetdss@tafegippsland.edu.au

Tracey Doyle

VET DSS Liaison Officer

P 03 5150 4259 **E** vetdss@tafegippsland.edu.au

TAFE GIPPSLAND

Certificate I in Maritime Operations (General Purpose Hand) MAR10318

Campus: Lakes Entrance SEAMEC

Completion: Full Duration: 1 year Scored assessment: No

VET in VCE: No VCAL recognition: No Block credit: Yes

Pre-requisites: Nil Structured Workplace Learning: Yes

This qualification is suitable for people seeking an entry level position in the maritime industry as a general purpose hand on deck or in the engine room of a vessel. It's a great way to better understand how the maritime industries contribute to the Gippsland community. The program delivery includes the opportunity for students to achieve the Recreational Boat Licence as well as gain a commercial maritime qualification. Please note this qualification is limited to students with accessibility to the campus located in Lakes Entrance.

Proposed units

Unit code	Unit name
MARB001	Assist with routine maintenance of a vessel
MARF027	Apply basic survival skills in the event of vessel abandonment
MARF028	Follow procedures to minimise and fight fires on board a vessel
MARF029	Meet work health and safety requirements
MARF030	Survive at sea using survival craft
MARG001	Work effectively as part of a crew on a vessel up to 80 metres
MARN001	Apply general purpose hand skills aboard a vessel
MAR0001	Perform basic lookout duties
SFIFSH203	Use trawls to land catch
SFIFSH303	Construct nets and customise design

Clothing & equipment

- Solid closed in shoes
- Clothing suitable for practical work
- Branded uniform shirt will be supplied

Education Pathways

Here are the next steps you could take in your education pathway:

- Certificate II in Maritime Operations
Operations (Coxwain Grade 1 Near Coastal)
- Certificate III in Maritime Operations
(Master up to 24 metres near Coastal)

Potential job outcomes

- General hand
- Vessel operator
- Marine operations

NOTE: Recreational Marine (boat) License is included



Contact us

Janine Martin

VET DSS Liaison Officer

P 03 5127 0106 **E** vetdss@tafegippsland.edu.au

Tracey Doyle

VET DSS Liaison Officer

P 03 5150 4259 **E** vetdss@tafegippsland.edu.au

TAFE GIPPSLAND

1300 133 717

PO Box 3279 GMC,
Morwell 3841

enquiries@tafegippsland.edu.au

tafegippsland.edu.au

Leongatha | Warragul | Yallourn | Morwell | Traralgon

Sale | Bairnsdale | Forestec | Lakes Entrance Seamec



TAFE Gippsland has made every reasonable effort to ensure the information contained in this publication is current at the time of publishing. Unit inclusions are accurate at the time of publication and may be subject to change prior to enrolment. TAFE Gippsland reserves the right to alter this information and/or withdraw courses listed herein. © TAFE Gippsland May 2020. National Provider Number 0417 | 0366_0721