

Parents' Guide to Using Maestro & Developmental Rubrics

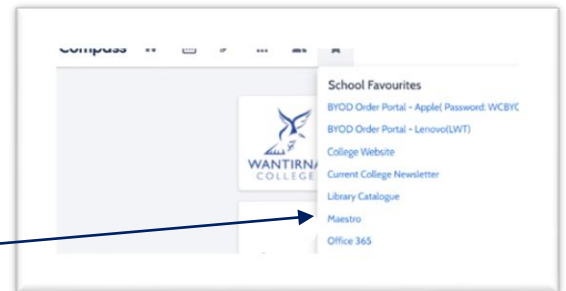


Overview

All Developmental Rubrics are provided (Semester 1 2023) for all unit of learning year 7-10 through *Maestro* which all parents and students year 7-10 have access to. It is a powerful learning and teaching tool that better connects students to their learning, giving them agency to take greater control over skills and knowledge acquisition. The live and interactive rubrics on Maestro allow for better conversations about the evidence of learning between the teachers, students, and parents. Teachers provide on-going feedback that shows what skills/knowledge students have demonstrated, the pace of their learning growth and what the next skills/knowledge students need to learn. Students can also assess their own learning progress using the statements in the rubric.

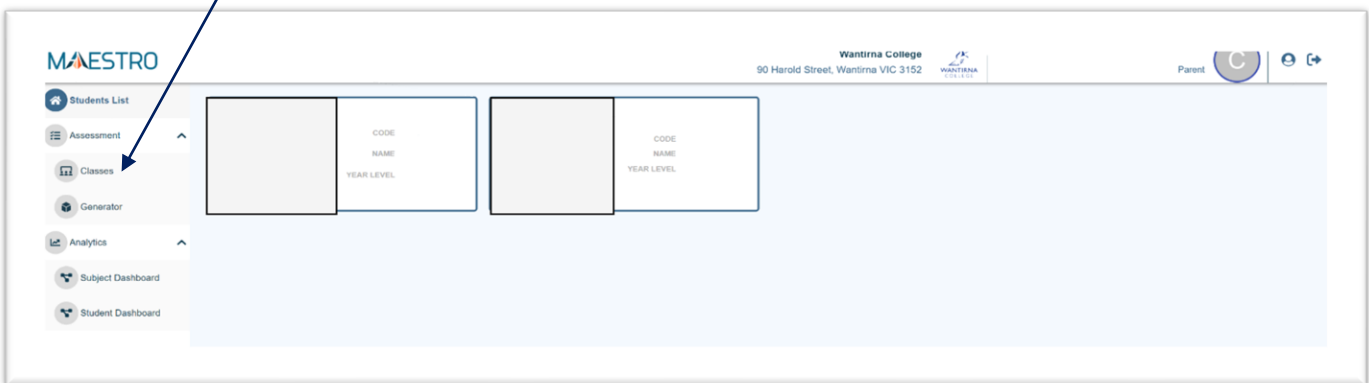
Logging into Maestro

- ✓ **First-time Log-ins** - all teachers, students, and parents have been sent an email invitation from *Analytics for Schools* to log in and verify your credentials.
- ✓ **Logging into an existing account:**
 - Press this link <https://wantirnasc-v.maestro.analyticsforschools.com.au/login> or in **Compass** under **'the star'**.
 - **User** – The email address, provided to the school.
 - **Password** - Set up by the parent.
- ✓ For all account information and technical issues, contact maestro@wantirnacollege.vic.edu.au



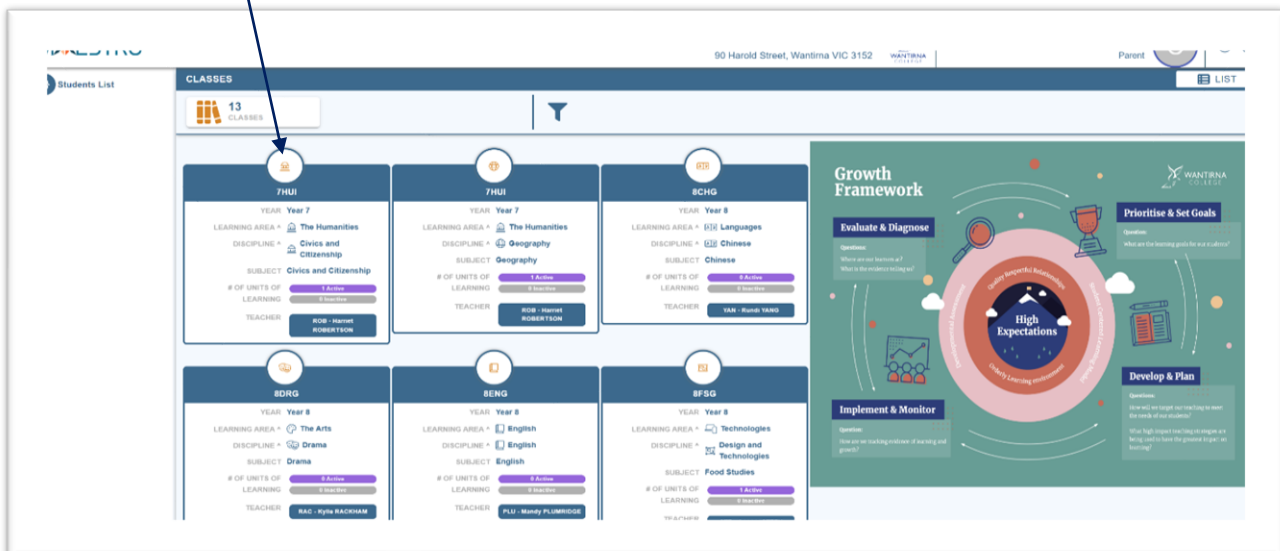
Parent Home Page - Shows all students/children at the College.

- ✓ Select **'Classes'** to show all classes for the student.



Classes - Shows all classes/teachers and the numbers of active (purple) and inactive (grey) rubrics for each subject.

- ✓ Select a **'Subject'** to view an active developmental rubric.



Subject Page - Shows all active (purple) and inactive rubrics (grey) for each subject.

✓ Select a **'Developmental Rubric'** for all the developmental learning steps in that **Unit of Learning**

Developmental Rubric

Maestro shows skills and knowledge taught and assessed within a Unit of Learning.

✓ in **'teacher view'** parents can see the student's current achievement for each skill/knowledge as assessment by the teacher and student.

✓ in **'student view'** parents can see how students have self-assessment their skills and knowledge

The Information Header
Shows basic details about the **learning area**, the **subject**, the **class**, and the name of the **unit of learning**.

Teacher View and Student View
Parents can select the presentation of the rubrics, in either **student view** or **teacher view**.

The Log
Keeps a **chronological record of the marking** made by the student & teacher.

The 'I-Can' Level Statements
The statements describe learning as a sequence of developmental steps & are based on the Victorian Curriculum. **Statements are read from the bottom to the top.**
The statements describe a skill/knowledge in progressively more complex & challenging stages from **'I need support'** at the bottom through to **'Level 10A'** at the top.

Rubric Marking Key
Teachers and students assess knowledge/skills as:
1. **Orange - Insufficient Evidence** - not yet taught or demonstrated.
2. **Gray - Consolidating** - demonstrated through classroom activities.
3. **Blue - Mastering** - demonstrated through assessments & other evidence of learning & demonstrated or submitted for assessment.

Parents' Guide to Using the Data Dashboards

Student Dashboard

This dashboard provides a summary of the **Attendance Data, Learning Behaviours, Positive Chronical Posts, Achievement Data (PAT and NAPLAN)** and you **Assessment Learning Tasks from Compass**. This interactive dashboard allows parents to hover over the different graphics to glean more information.

Learning Chronicle Numbers & Types
Hover for more information

Absence Data
Overall average & monthly School Attendance for each subject

Attendance
2026

	Jan	Feb	Mar	Grand Total
Year 9 Art	100%	100%	97%	99%
Year 9 Core English	100%	100%	97%	99%
Year 9 Core Maths		100%	100%	100%
Year 9 Elevate English		100%	100%	100%
Year 9 Explore		100%	100%	100%
Year 9 or 10 Geo Link: Explorin..	100%	100%	100%	100%
Year 9 or 10 Law and Order		100%	100%	100%
Year 9 or 10 Major Team Ga..	100%	100%	100%	100%

NAPLAN RESULTS
2024

Reading	Writing	Spelling	Numeracy	Grammar and Punctuation
480.0	507.0	406.0	435.0	504.0

Assessment Performance | Term 4, 2025

Student	Cohort
Year 8 Chinese	B
Year 8 English	C+
Year 8 Health & PE	C+
Year 8	A

Learning Behaviours
Term 1, 2026

	Overall learning progress	Actively engages in learning	Meets deadlines	Organised and punctual for every cl.	Persists to improve learning	Shows respect for self, others and the e.
Year 9 Art	4.0	4.0	4.0	4.0		
Year 9 Core Eng..	3.0	3.0	3.0	4.0		
Year 9 Core Mat..	4.0	3.0	4.0	4.0		
Year 9 Elevate E..	3.0	3.0	3.0	3.0		
Year 9 Explore	4.0	4.0	4.0	4.0		
Year 9 or 10 Geo..	3.0	3.0	4.0	4.0		
Year 9 or 10 Law ..	4.0	3.0	4.0	4.0	3.0	4.0
Year 9 or 10 Maj..	4.0	4.0	4.0	4.0	4.0	4.0

Ready To Learn Behaviours
2026

Late to Class: 1 (Mar)

Toilet Pass: 1 (Feb)

Learning Tasks
A list of key assessments, assessment status and over the 'i' for any comments.

Learning Behaviours
For individual subjects and students Overall Average learning behaviours

Graded Assessments
Provided for individual subjects and students Overall Average student grade compared with Cohort grade