


MELBOURNE GIRLS' COLLEGE PRESENTS:



BOOK, MUSIC AND LYRICS BY  
JIM JACOBS & WARREN CASEY

*Tues 8th to Fri 11th of August  
2023*

BOOKINGS VIA MGC WEBSITE




BY ARRANGEMENT WITH ORIGIN™ THEATRICAL  
[WWW.ORIGINTHEATRICAL.COM.AU](http://WWW.ORIGINTHEATRICAL.COM.AU)  
LOGO CREATED AND DESIGNED BY MAGGIE TAFT AND HARRY BOGOSIAN

# HAIR & MAKEUP GUIDE

- Please bring everything labelled with your name
    - Don't buy anything too expensive!
- *Priceline/Chemist Warehouse/Coles/Woolies and Kmart are your best bets for cheap make-up and hair necessities!*

# MAKEUP

PINK LADIES / FEMALE CHARACTERS / YEAR 7 & 8 CHORUS / SENIOR SCHOOL CHORUS / SPECIALIST DANCERS & SINGERS



## YOU WILL NEED (requirements)

**\*\*\*This is very important as the bright stage lights will wash your complexion out and make you look like a ghost which is not ideal – you will need to apply more than you think! Tutorial for more help: <https://www.youtube.com/watch?v=QA04MbwawUg>**

- Foundation
- Concealer
- Blush
- Bronzer/contour (define and shape cheekbones)
- Highlighter
- Eyeshadow (neutral colours – golds and browns)
- Bright pink or red lipstick (liquid lipstick is your best bet to avoid smudges/stains)
- Eyeliner (nothing too complex just define your eye shape)
- Mascara
- Eyebrows (define and shape)

## EXTRAS

- Glitter/sparkles on face and body (for specialist dancers and the hen's night chorus – something a bit more disco/party-vibe)
- False eyelashes (would be great but only if you really want to!)

# MAKEUP



Guys im so sorry these pics are terrifying but are the only good references I could find 💔

## YOU WILL NEED (requirements)

**\*\*\*This is very important as the bright stage lights will wash your complexion out and make you look like a ghost which is not ideal – you will need to apply more than you think! Tutorial for more help: <https://www.youtube.com/watch?v=QA04MbwawUg>**

- Foundation
- Concealer
- Eyebrows (**darken**, define and shape)
- Blush
- Bronzer/contour (define and shape cheekbones, nose, and forehead – USE A LOT)
- Highlighter
- Eyeshadow (neutral colours – golds and browns – highlight waterline)
- Mauve-y/purple on the lips (use eyeshadow if really desperate)
- Eyeliner (nothing too complex just define your eye shape)
- Mascara

## EXTRAS

Facial hair (moustache, beard, stubble, goatee etc.)


- Outline the “hair” with eyeshadow then use eyebrow pencil/pomade or mascara to define the hairs



# HAIR

## PINK LADIES / YEAR 7 & 8 CHORUS / SENIOR SCHOOL CHORUS / SPECIALIST DANCERS & SINGERS

- These are just some inspiration/ideas for hairstyles that you could try!
- Go with what you feel is comfortable and what suits you/ your character best 😊
- Please ensure that your hair is secure and won't fall out whilst on stage (- for longer hair types it would be preferred that it is tied up and out of your face for safety reasons)
- Items that you might need: **hair ties, bobby pins, hairspray, gel, comb, hairbrush**





# HAIR

## T-BIRDS / MALE CHARACTERS / SENIOR SCHOOL CHORUS

- These are just some inspiration/ideas for hairstyles that you could try!
- Go with what you feel is comfortable and what suits you/your character best 😊
- Please ensure that your hair is secure and won't fall out whilst on stage (- for longer hair types it would be preferred that it is tied up and out of your face for safety reasons)
- Items that you might need: **hair ties, bobby pins, hairspray, gel, comb, hairbrush**

### FOR WIGS:

- use plenty of pins to secure it in place
- Tutorial of how to put a wig on <https://www.youtube.com/watch?v=kj34Muv5D4E>
- **FOR THE BOYS – FEDORAS, 50s CAPS, BANDANAS ETC. ARE YOUR BEST BET TO GIVE THE EFFECT OF A “BOYISH” LOOK**

