


# TIK TOK

(Previously Musical.ly)



**TikTok is a social media platform for creating, sharing and discovering short-form videos. Every day, millions of people use TikTok as an outlet to express themselves through singing, dancing, comedy, and lip-syncing. The app celebrates creativity, where users can upload and view short-form videos, embellished with elements from a vast library of music, filters and effects, and shared across the TikTok community.**

**TikTok's powerful algorithm personalises content for each user by analysing viewing habits and engagement patterns. This sophisticated technology curates a ""For you"" page for each user that aligns with individual preferences and interests, designed to prolong time on the app.**

Here are five main reasons teens use TikTok

- Entertainment and Creative Expression - participating in challenges, and engaging with entertaining content.  
**Challenge:** Excessive use for entertainment may impact productivity, sleep, and other offline activities.
- Social Connection and Trends - Teens Connect with friends, follow trends, and share content with a global audience.  
**Challenge:** The pressure to conform to trends can lead to unhealthy behaviors or inappropriate challenges.
- Self-Expression Teens use TikTok to express their personality, talents, and potentially gain recognition or fame.  
**Challenge:** The pursuit of online popularity may impact self-esteem, leading to comparison and potential mental health issues.
- Learning and Skill Development from dance moves to DIY projects.  
**Challenge:** The potential for misinformation or unsafe content within instructional videos can pose risks.
- Short-Form Video Creation fosters a sense of accomplishment and creativity.  
**Challenge:** The emphasis on appearance and performance may contribute to body image concerns and self-esteem issues.

Understanding these reasons and challenges can help guide discussions around responsible TikTok use, encouraging digital literacy and healthy online behaviours among teens

TikTok poses several challenges to teens. Addressing them requires a combination of awareness, communication, and the fostering of digital literacy.

#### Privacy Concerns:

**Challenge:** TikTok's open nature can expose teens to privacy risks, including the potential sharing of sensitive information.

**Solution:** Educate teens about privacy settings, encourage the use of private accounts, and guide them on what information is safe to share online.

#### Cyberbullying:

**Challenge:** The platform's interactive nature can lead to cyberbullying, with users leaving hurtful comments or engaging in online harassment.

**Solution:** Promote open communication with teens about their online experiences, encourage reporting of bullying, and guide them on effective blocking and reporting tools.

#### Inappropriate Content Exposure:

**Challenge:** Teens may come across age-inappropriate or explicit content on TikTok.

**Solution:** Discuss the importance of setting age-appropriate content filters, using TikTok's Digital Wellbeing features, and encouraging responsible content consumption.

#### Time Management and Addiction:

**Challenge:** The addictive nature of short-form content can lead to excessive screen time and potential negative impacts on mental health and well-being.

**Solution:** Set healthy screen time limits, encourage a balance between online and offline activities, and discuss the importance of self-regulation.


#### Pressure to Conform and Body Image Issues:

**Challenge:** The platform's focus on appearance and trends may contribute to pressure to conform and body image concerns.

**Solution:** Foster a positive body image by discussing media literacy, promoting diverse content, and emphasizing the value of authenticity over conformity.

# TIK TOK

(Previously Musical.ly)



Age rating guided by App Store.  
Refer to app Terms of Service for further information

**TikTok has faced scrutiny and concerns regarding its data collection practices and privacy policies. The platform collects a significant amount of user data for various purposes, including personalisation, ad targeting, and platform improvement. Users concerned about privacy should review TikTok's Terms of Service and Privacy Policy and make informed decisions about their use of the platform and the data they share.**

TikTok's Terms of Service outline the information TikTok collects and how it is used. Here's a summary:

**Information You Provide** such as your username, password, email address, phone number, date of birth, and profile picture. TikTok uses this information to create and manage your account, communicate with you, and provide personalised features.

**Content You Generate** like videos, comments, messages, and other content you create.

**Information TikTok Collects Automatically** about your device, usage patterns, and interactions with the platform. This includes your IP address, device type, operating system, unique device identifiers, location data (if you allow it), and usage data (such as your interactions with videos, likes, shares, etc.).

**Information from Third Parties** TikTok may also receive information about you from third-party services, such as social media platforms, if you choose to link your account with those services.

**Cookies and Similar Technologies** collect information about your interactions with the platform and to provide personalised features and advertisements.

*TikTok states that it uses this information for purposes such as improving the platform, delivering personalised content and ads, and ensuring the security of the platform.*

## How Do I Delete My TikTok Account?

- Open the TikTok app and login.
- Tap on the person icon at the lower right of your screen to open your profile.
- Click on the three dots located in the upper right corner.
- Click on 'Privacy and Settings'.
- Click on 'Manage my Account'.
- Add a phone number if you haven't already.
- A verified phone number is a requirement for removing your TikTok account.

- Scroll to the bottom of the page where it says 'Thinking about removing your account?' Tap it.
- Tap 'Send Code'.
- Wait for the code to be sent.
- Enter the 4-digit code within 60 seconds of it being sent to you. Then hit continue.
- Read over the implications of removing your account. Hit continue if you agree with the terms.
- Hit 'Delete Account'. You'll be logged out and your account will be deleted.

## How Do I Block a TikTok Account?

- Open the TikTok app and login.
- Tap on the magnifying glass.
- Search for the user you want to block.
- Tap their name or photo.
- Tap on the ... icon.
- Tap 'Block'.

## How Do I Report a TikTok Account?

- Open the TikTok app and login.
- Tap on the magnifying glass.
- Search for the user you want to block.
- Tap their name or photo.
- Tap on the ... icon.
- Tap 'Report' and fill out the user report.

**More App Fact Sheets available from the Carly Ryan Foundation. [info@carlyryanfoundation.com](mailto:info@carlyryanfoundation.com)**

**For additional support or to report inappropriate contact go to [accce.gov.au](http://accce.gov.au) or [esafety.gov.au](http://esafety.gov.au)**

the *Carly Ryan* foundation. **APP FACTS**

# TWITCH



Age rating guided by App Store.  
Refer to app Terms of Service for further information

**Twitch is a live streaming video platform owned by Twitch Interactive, a subsidiary of Amazon. The site primarily focuses on video game live streaming, including broadcasts of eSports competitions, in addition to music broadcasts, creative content, and more recently, "in real life" streams. Content on the site can be viewed either live or via video on demand.**

## What is Twitch?

The leading live streaming platform where people play games, make crafts, and showcase their day-to-day lives, attracts over two million broadcasters every month. The number grows each year, thanks in part to how easy it has become to live stream, and platforms like Facebook, Instagram and YouTube also increasingly encourage people to share and watch live stories. With the push of a button on your game console or phone, you can share whatever you're doing at that exact moment with friends and strangers alike. The rise of popular (and profitable) influencers on platforms like YouTube and Twitch has also made the idea of being an online influencer aspirational. Some parents note that their children pretend to unbox toys to a nonexistent audience, and teachers report that their students often say they want to pursue YouTubing as a career.

If live streaming is a practice, the person behind the camera is the product. While there are things you can practice and improve, your popularity as a streamer comes down to whether or not people like you or find you interesting.

## Challenges

Live streaming can be a fun activity, but not being able to edit your content at a later stage poses challenges. Whatever you say is out there for good, and users should be conscientious of the dialogue they use.

Choosing just to stream the game is the safest possible option available, adding in live video streaming of yourself can open up challenges with accidental leaking of personal information.

It allows anyone and everyone to see what you look like and your personal environment. Be wary of accidentally leaving personally revealing objects in frame (i.e. a school uniform, or a letter with an address). Ensure that you have conversations with your young person about potential risks involved, such as stranger contact, potential bullying or their information being taken advantage before letting them livestream.

## Sexualised Content

There is a prevalent subculture of sexual and lewd behaviour popular thanks to the ability to send monetary donations to streamers. Users have found other ways around the new clothing guidelines, wearing revealing attire, or acting salaciously.

## Chat Rooms & Private Messages

Twitch allows its viewers to join in on the conversation with chat rooms. Many Twitch channels are known for their offensive humour and thousands take the opportunity to spew racist bigotry, insults, and other hate speech.

Twitch have released an 'AutoMod' feature which can be enabled on channels to block certain offensive words before they are published, although there are ways around such features, such as deliberately misspelling banned terms.

There is also a 'Whisper' feature, which allows you to talk privately with other users. This allows people to share messages in secret to members of a channel or chat room, which could allow for cyberbullying, grooming or other malicious activity.

## What can parents do to keep their kids safe?

We always advocate for communication first. Discussing these issues with your child is the best way to reach a mutual understanding about what is and isn't okay in your family or Community.

If you don't want to restrict Twitch in your home, there are some steps you can take to minimise the risks.

- Ensure you know what channels your child is subscribing and watch a snippet of their content.
- Immediately block any strangers that try to send personal messages, or ask your child for any information on themselves.
- Don't let preteens watch Twitch content unsupervised.

**More App Fact Sheets available from the Carly Ryan Foundation. [info@carlyryanfoundation.com](mailto:info@carlyryanfoundation.com)**

**For additional support or to report inappropriate contact go to [accce.gov.au](http://accce.gov.au) or [esafety.gov.au](http://esafety.gov.au)**

[carlyryanfoundation.com](http://carlyryanfoundation.com)

TheCarlyRyanFoundation @thecarlyryanfoundation @TeamCarlyCRF

# INSTAGRAM



Age Rating in the App Store:

**13+**

Age rating guided by App Store. Refer to app Terms of Service for further information

Instagram is a visual-centric social media platform where users share photos, videos, and stories. Users create profiles, post content, and engage with others through likes, comments, and direct messages. The platform emphasizes visual aesthetics with filters and editing tools. The algorithm displays content based on user interactions, preferences, and timeliness. Instagram Stories allow ephemeral sharing, while IGTV supports longer videos. Users can follow accounts to curate their feed and discover content. It serves as a space for personal expression, brand promotion, and connection, fostering a global community centered around shared interests and visual storytelling.

Teens are avid users of Instagram and here are some reasons why:

#### **Social Connection:**

Connect with friends, share experiences, and stay updated on social activities.

**Challenge:** Excessive reliance on online interactions may lead to reduced face-to-face communication, potentially impacting the depth and quality of relationships.

#### **Identity Expression and Exploration:**

Express and explore identity through curated content.

**Challenge:** Pressure to conform to certain online personas or trends may lead to authenticity challenges and potential identity confusion.

#### **Entertainment and Trends:**

Entertainment, participating in trends, challenges, and meme culture.

**Challenge:** Involvement in trends without critical thinking may lead to participation in risky or harmful challenges, impacting well-being.

#### **Social Validation:**

Seeking likes, comments, and followers provides a sense of social validation and peer approval.

**Challenge:** The pursuit of online validation may contribute to a sense of inadequacy and anxiety if posts do not receive expected engagement.

#### **Documentation and Memory Sharing:**

Document and share memorable moments, creating a digital archive of their lives.

**Challenge:** The pressure to constantly document experiences may detract from being fully present in the moment, and oversharing can compromise privacy.

#### **Visual Storytelling:**

Instagram's visual nature allows young users to express themselves creatively through photos and videos.

**Challenge:** The pursuit of aesthetic perfection can contribute to body image issues and unrealistic beauty standards, impacting mental well-being.

#### **Influencer Culture:**

Many young people follow influencers for inspiration and entertainment.

**Challenge:** Aspiring to emulate influencers may lead to a sense of inadequacy and pressure to conform to curated lifestyles, impacting self-perception.

Evidence is showing that teens post content to Instagram to seek social validation, express identity, and connect with their peers. Seeking peer validation is age appropriate behaviour and can be expected from teens.

By sharing experiences and visually curating their lives, they aim to garner likes, comments, and followers, fostering a sense of approval and self-worth.

While teens aim for affirmation, it's important for parents, educators, and teens themselves to foster open communication and digital literacy, responsible posting and mindful engagement on Instagram.

Encouraging a balanced approach that considers both the positive aspects and potential risks of Instagram can contribute to a healthier and more positive online experience for teens.

More App Fact Sheets available from the Carly Ryan Foundation. [info@carlyryanfoundation.com](mailto:info@carlyryanfoundation.com)

For additional support or to report inappropriate contact go to [accce.gov.au](http://accce.gov.au) or [esafety.gov.au](http://esafety.gov.au)

# INSTAGRAM



Age Rating in the App Store:

**13+**

Age rating guided by App Store.  
Refer to app Terms of Service for further information

**Here are some quick tips for privacy protection on Instagram. Check out our Settings Booklet for more information and detailed instructions.**

**Private Account:** Set the account to private to control who can follow and see the content.

**Approved Followers:** Manually approve follower requests to ensure only known individuals can access the profile.

**Limit Profile Information:** Be mindful of the information shared on the profile, limiting personal details.

**Careful with Location Services:** Turn off or limit location services for the Instagram app to protect location privacy

**Review and Adjust Tagging Settings:** Review and adjust settings for photo tagging to control who can tag and mention the teen in posts.

To protect location privacy follow these steps:

**Turn Off Location Services:**

- On your device, go to "Settings."
- Find and select "Privacy."
- Tap on "Location Services."
- Locate Instagram and choose either "Never" or "While Using" (the app) to limit location access.

**Review and update settings regularly**

Our phone's camera settings can be a sneaky way of unintentionally sharing information. Here are some quick tips to keep that data safe.

**Disable Geotagging:**

In your device's camera settings, turn off the geotagging feature to prevent location data from being embedded in your photos.

**Review Camera App Permissions:**

Check and adjust the location permissions for your camera app in your device settings to limit access to location data.

**Report a User:**

- Go to the profile of the user you want to report.
- Tap the three dots (ellipsis) in the top right corner of their profile
- Select "Report."
- Follow the on-screen instructions to choose the reason for reporting and provide additional details if necessary.

**Block a User:**

- Go to the profile of the user you want to
- Tap the three dots (ellipsis) in the top right corner of their profile.
- Select "Block."
- Confirm the action when prompted.

**More App Fact Sheets available from the Carly Ryan Foundation.**

**Please Email: [info@carlyryanfoundation.com](mailto:info@carlyryanfoundation.com)**

**For additional support or to report inappropriate contact go to**

**[acce.gov.au](http://acce.gov.au) or [esafety.gov.au](http://esafety.gov.au)**

the *Carly Ryan* foundation. APP FACTS

# SNAPCHAT



Age Rating in  
the App Store:  
**13+**

Age rating guided by App Store.  
Refer to app Terms of Service for further information

**Snapchat is a popular messaging app that lets users exchange pictures and videos (called snaps) designed to disappear after they're viewed.**

**Snapchat fosters a sense of belonging and connection among teens, enabling them to maintain friendships and stay updated on social trends.**

Teens enjoy Snapchat for its real-time communication, creative expression, and social validation. Research indicates they appreciate its ephemeral nature, which reduces social pressures and allows for authentic interactions. Snapchat's features like filters, stickers, and stories facilitate self-expression and identity exploration.

Additionally, the platform's gamified elements, like streaks, provide incentives for teens to continue engagement and increases its popularity among this age group.

### Instant Communication and Messaging

Teens use Snapchat for instant messaging because its quick, and the content seems to disappear after its viewed. They can send photos, videos, and texts to friends and groups.

**Challenges:** Encourages impulsivity in communication. May lead to misinterpretation of messages due to lack of context. Risk of sharing inappropriate content or engaging in risky behaviour due to the temporary nature of snaps.

### Privacy and Control Over Content

Snapchat allows teens to control who sees their content by setting privacy preferences and enabling features like disappearing messages.

**Challenges:** False sense of security: Teens may underestimate the permanence of digital content, leading to privacy breaches.

Risk of screenshots: Although Snapchat notifies users when someone takes a screenshot, it doesn't prevent others from capturing and sharing their content without consent.

### Creative Expression and Storytelling

Teens use Snapchat's creative tools to express themselves through filters, stickers, drawings, and captions, enhancing their storytelling experience.

**Challenges:** Pressure to maintain a certain image: Teens may feel pressured to curate their content to fit societal norms or peer expectations, leading to authenticity issues.

*Addiction to creating and sharing content: Constant engagement with Snapchat's features may distract teens from real-life experiences and responsibilities.*

### FOMO (Fear of Missing Out) and Social Validation

Teens use Snapchat to stay updated on their friends' activities, events, and trends, reducing the fear of missing out.

**Challenges:** Comparison and self-esteem issues: Constant exposure to curated highlights of others' lives may lead to feelings of inadequacy or dissatisfaction with one's own life.

Dependency on external validation: Seeking validation through likes, views, and comments can negatively impact teens' self-worth and mental well-being.

### Entertainment and Discovering New Content

Teens enjoy using Snapchat's Discover feature to explore a variety of content, including news, entertainment, and user-generated stories.

**Challenges:** Time management and productivity: Excessive consumption of content on Snapchat can lead to procrastination and interfere with academic or personal Goals.

Exposure to inappropriate or harmful content: Despite content moderation efforts, teens may encounter explicit or misleading content that could influence their attitudes and behaviours.

### Privacy

Snapchat's privacy settings enable users to control who can send them snaps, restricting interactions to friends. By navigating to **Settings > Who can send me snaps > My friends** - users ensure a more private experience.

Reading Snapchat's updated privacy policy is crucial, given its rights to reproduce and republish content. Users should stay informed about potential risks, such as data storage practices and the platform's evolving privacy policies outlined in the current user agreement.

[carlyryanfoundation.com](http://carlyryanfoundation.com)

TheCarlyRyanFoundation @thecarlyryanfoundation @TeamCarlyCRF

# SNAPCHAT



Age Rating in  
the App Store:  
**13+**

Age rating guided by App Store.  
Refer to app Terms of Service for further information

## Data Storage

Snapchat's data storage practices have evolved to include features like "Memories" and "Stories", where user-generated content is temporarily stored on servers. While snaps and chats were initially designed to disappear after viewing, these features allow users to save and revisit content.

Despite encryption and security measures, there's a risk of data breaches. Snapchat's user agreement grants the platform rights to use and republish user generated content, such as in Live Stories. Users should remain cautious about shared content and stay informed about Snapchat's evolving privacy policies.

## Live Stories

Snapchat's "Live Stories" feature bundles user generated content from community events, raising privacy concerns about potential exposure and unauthorised sharing of personal information.

Users should be mindful of the implications of participating in Live Stories, such as broader visibility and potential exposure to a wider audience beyond their friends.

## My Eyes Only

The "My Eyes Only" feature on Snapchat enables users to safeguard private photos and videos within the app behind a passcode or biometric lock.

This feature exists to offer users a secure means of storing sensitive content, ensuring it remains inaccessible to others who may access their device or account. Concerns remain about the possibility of data breaches and the potential of accidental leaking of intimate or private material

**Snapchat is the number one app used for 'sexting' or 'sending nudes' between young people. Users must be mindful of the social and legal consequences of sending images like these. If the user is under 18 years old it is illegal for them to produce, distribute or possess these types of images.**

Child abuse images are illegal if they are:

- asked for
- taken
- received and kept
- sent, posted or passed around

The maximum penalty for sharing child abuse material can be up to 15 years in jail this includes an offenders details placed on the sex offender register.

## Privacy

Snapchat enables users to restrict who can send them photos or videos (known as 'snaps'). Here's how it's done:

- open the Settings menu
- select 'Who can send me snaps'
- select 'My friends'

This ensures only people the user knows will be able to connect with them via the application.

It is important to read the Snapchat privacy policy as it provides information about how the images and videos are stored and used. Users need to be aware that Snapchat has the right to reproduce, modify and republish photos and videos, and save them to the Snapchat servers, particularly in relation to the 'Live Story' feature.

## Snap Map


The Map allows Snapchat users to see where their friends are, as long as these friends choose to share their locations with them. Location sharing with friends via the Map is optional and is off by default; however, if you submit a Snap to Our Story, it may appear publicly on the Map in the exact location it was taken. Once you opt-in, whatever audience you're sharing with can see your live location updated, every time you open the Snapchat app, regardless of whether you send them or anyone else a Snap.

**More App Fact Sheets available from the Carly Ryan Foundation. [info@carlyryanfoundation.com](mailto:info@carlyryanfoundation.com)**

**For additional support or to report inappropriate contact go to [accce.gov.au](http://accce.gov.au) or [esafety.gov.au](http://esafety.gov.au)**

the *Carly Ryan* foundation. APP FACTS

# SNAPCHAT



Age rating guided by App Store.  
Refer to app Terms of Service for further information

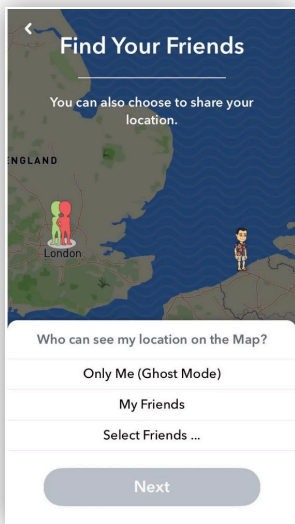
### Location Sharing Options Include:

**Only Me (Ghost Mode):** Your location won't be visible to anyone else on the Map. You can turn Ghost Mode on and off or opt to set a timer.

**Select Friends:** Choose specific friends to share your location with. Friends you select aren't notified when you choose them.

**My Friends:** Your location will be shared with all of your friends this includes friends you add in the future. This option doesn't include people who've added you as a friend, but who you haven't added back.

**To edit your location settings, just tap the button in the top-right corner of the Map screen. You can change who can see your location, or you can hide your location completely by going into Ghost Mode.**



### How to Report Abuse:

- Open the Snapchat app and log in to your account.
- Navigate to the chat or Story where the abuse occurred.
- Tap and hold the user's name or chat bubble to bring up the options.
- Select "More" (the three dots) to access additional options.
- Choose "Report" and select the appropriate reason for the report (e.g., harassment, bullying, inappropriate content).
- Follow any additional prompts to provide details or context for the report.
- Submit the report to Snapchat's support team for review.

### How to Block the User:

- After reporting abuse, return to the user's profile by tapping their name.
- Tap on the three dots or gear icon to access the profile options.
- Select "Block" from the options provided.
- Confirm the action by tapping "Block" again.
- The user will be blocked, preventing them from sending you messages, viewing your Stories, or interacting with you on Snapchat.

**By reporting bullying or abuse and then blocking the user, you take steps to protect yourself and contribute to a safer environment on Snapchat.**

**If the bullying or abuse is severe or involves threats to your safety, consider seeking support from trusted adults, the police or organisations specialising in online safety and abuse prevention such as eSafety.gov.au**

**More App Fact Sheets available from the Carly Ryan Foundation.  
Please Email: [info@carlyryanfoundation.com](mailto:info@carlyryanfoundation.com)**

[carlyryanfoundation.com](http://carlyryanfoundation.com)

TheCarlyRyanFoundation @thecarlyryanfoundation @TeamCarlyCRF



**ROBLOX is an online platform and game creation system that allows users to design and play games created by other users. It offers a wide range of games across various genres, from adventure and role-playing to simulations and obstacle courses. Users can customise their avatars, build virtual worlds, and script gameplay mechanics using the platform's programming language, Lua. It fosters creativity, social interaction, and problem-solving skills, providing a platform for users to express themselves and engage in collaborative gaming experiences in a virtual environment. Primary users of ROBLOX are children and teenagers, although it attracts users of all ages.**

ROBLOX presents several challenges to its users, particularly children and teens.

**Inappropriate Content:** Users may encounter inappropriate content, including violence, adult themes, and inappropriate language, within games or user-generated content.

**Online Predators:** The platform may attract online predators who attempt to groom or exploit children and teens through messaging or interactions.

**Excessive Screen Time:** leading to decreased physical activity, social isolation, and negative impacts on mental health.

**Parental Controls:** Parents should enable and regularly review parental controls and privacy settings on ROBLOX accounts to restrict access to inappropriate content and control communication features.

### Here is how we suggest these challenges can be Approached

**Open Communication:** Encourage open communication with children and teens about their online activities on ROBLOX. Educate them about online safety, including the risks of interacting with strangers and sharing personal information.

**Supervision:** Monitor usage of ROBLOX, especially for younger users. Set time limits and encourage balanced screen time with other activities.

**Reporting and Blocking:** Teach children and teens how to report inappropriate content, block users engaging in inappropriate behaviour, and seek help if they feel uncomfortable or threatened.

**Education and Awareness:** Educate children and teens about the potential risks and challenges of using ROBLOX, including the importance of respecting others and recognising warning signs of predatory behaviour - for example a user asking personal questions or suggesting they connect on other apps such as WhatsApp or Discord.

### How to Report in-game abuse

- Click on the Menu button, located at the upper left of the screen. This icon looks like three lines stacked on top of each other.
- Click Report tab at the top of the menu.
- Click on the Which Player pull-down menu, and select which player to report.
- Click on the Type of Abuse pull down menu, to select the inappropriate action. Additional details can be written in the Short Description box.
- Click Submit to finalise.

### How to block a user

To block a ROBLOX member go to their profile page. Under their character thumbnail, you'll see a 'More' button. Hit the button, and click 'Block user'. This adds the user to your block list, which you can manage at any time within the 'Privacy' tab of the Account Settings Page.

**Like any online game, ROBLOX can be a positive social activity that keeps kids connected to their friends (not to mention a great potential bonding experience if you choose to play with your child). Just be mindful of screen time and monitor that chat. We always encourage open conversations around privacy and personal safety.**

More App Fact Sheets available from the Carly Ryan Foundation. [info@carlyryanfoundation.com](mailto:info@carlyryanfoundation.com)

For additional support or to report inappropriate contact go to [accce.gov.au](http://accce.gov.au) or [esafety.gov.au](http://esafety.gov.au)

# DISCORD



Age Rating in the App Store:

**17+**

Age rating guided by App Store.  
Refer to app Terms of Service for further information

**Discord is a communication platform designed for communities, gamers, and friends to connect via voice, video, and text chat. Discord is designed for gaming, socialising, organising events, and collaborating on projects. Its primary users are gamers, streamers, and online communities seeking a platform for real-time communication, coordination, and engagement. Discord offers features like servers, channels, and customisable roles, fostering a sense of belonging and facilitating diverse interactions among its user base.**

### How does it work?

Discord requires an email and a username to sign up and users are not identified. It takes under five minutes to make an account. To add somebody on Discord the user only needs the other person's username. Creating a Discord account opens the user to invitations and messages from people around the world.

### Challenges

Because there is no real way of knowing who someone is on Discord, criminals have the potential to lure children from otherwise safe gaming platforms, to this app, where they take the opportunity groom them. The type of cyber criminals who operate on apps like Discord are experts in manipulating and coercing children into sharing various types of information, including credit card details, home address, school, age, and even intimate content such as photos or videos.

**Ensure that you have conversations with your young person about the potential risks involved with using platforms like Discord. Let your child know they can come to you with anything and you will help them. Keeping an open line of communication with your child means they are more likely to feel safe to reach out to you when something goes wrong.**

Discord enables users communicate with their friends, but without the right settings in place it can expose the user to unwanted or inappropriate contact from criminals or by strangers.

### Privacy Settings & Blocking

Users can manage who is able contact them and view their online status. To access, click on user **settings** (gear icon) at the bottom left, select "**Privacy & Safety**". Customise options related to direct messages (DMs), friend requests, and server invites.

Users can access the **server settings** directly by clicking on the **server name**. Within the server settings, users can adjust notification preferences, manage roles, and customise privacy options. This includes the ability to **block Direct Messages (DMs)** from users not on their friends list within that server, enhancing control over communication channels.

To Block a user, right-click on their name, select "Block," and confirm the action. Alternatively, open their profile, click on the three dots, choose "Block," and confirm. Blocked users can't send messages or see your online status.

### Report a User

To report a user, right-click their name, select "Report," and follow the prompts. Alternatively, open their profile, click the three dots, choose "Report," and provide details. Discord reviews reports for violations of community guidelines, including harassment, inappropriate content, and other rule breaches, to maintain a safe environment.

### Friend Requests

For added control, Discord allows users to adjust friend request privileges in their settings. To access this menu, open your User Settings and click on the Friends tab. From there, you can specify who is permitted to send you a friend request.

**Everyone** - Selecting Everyone means that anyone who knows your DiscordTag or is in a mutual server with you can send you a request. Having this selected will automatically include both Friends of Friends and Server Members options.

**Friends of Friends** - Selecting this means that for anyone to add you, they must have at least one mutual friend with you. You can view this in their user profile by clicking the Mutual Friends tab next to the Mutual Servers tab.

### Server Members

Selecting server members means users who share a server with you can send you a friend request. Deselecting this means that you can only be added by someone with mutual friends as you.

**Note:** *Friends of Friends and Server Members can be both selected or deselected, which allows you to decide and control how you are willing to receive Friend Requests. Deselecting all three options means you will no longer receive ANY friend requests.*

More App Fact Sheets available from the Carly Ryan Foundation.  
Please email: [info@carlyryanfoundation.com](mailto:info@carlyryanfoundation.com)



Age rating guided by App Store.  
Refer to app Terms of Service for further information

Facebook, owned by Meta Platforms Inc is a social networking platform founded by Mark Zuckerberg in 2004. It enables users to connect with friends, family, and communities worldwide through profiles, posts, messages, and multimedia sharing. Facebook's user base is diverse, involving individuals of all ages, backgrounds, and interests. Facebook serves as a hub for communication, sharing news, events, and interests. Businesses utilise the platform for marketing and customer engagement.

**By default, much of the information on your profile, including contact information, work and education experience, birthday, & relationship status, is public. Your Facebook profile may also show up in search engines like Google.**

#### How to make your Facebook profile private

- Tap the Menu icon in the Facebook app. This icon has a small a = icon next to it.
- Scroll down and tap Settings & Privacy
- Tap Settings just below "Settings & Privacy."
- Scroll down and tap Profile details under "Audience and Visibility."

#### Make your profile details private

- Tap the pencil icon (or Edit) next to a section you want to make private, then select Friends (to make it visible to your friends only) or Only me (to make it completely private).
- If you've created custom friend lists on Facebook, such as Close Friends, you can select one of those lists instead.

#### Make other people's posts and tags private

Content other people share on your profile may still be public, even if you've made your own posts private. To make other people's posts (and content you're tagged in) on your profile private:

- Tap Profile and tagging on the Settings & Privacy page.
- By default, only your friends can post comments, photos, videos, and links to your profile. If you don't want your friends to post on your Facebook profile, select Only me.
- Tap Who can see what others post on your profile? to make other people's posts on your Facebook timeline visible to **Friends, Specific friends, Friends except...**, or **Only me**.
- In the "Tagging" section, you can control who can see posts and photos you're tagged in. Set both options to Friends or Only Me.

- If you want to be able to see and approve the posts and tags from others before they show up on your profile, tap both options under **Review**, then select **On** for each.

#### Locking your profile is a fast way to convert all of your Facebook content to friends-only

- Your past and future posts, photos, and stories are all friends-only.
- Only friends can click your profile or cover photo to see the full-sized versions.
- Profile and tag review are enabled to prevent people from adding tagged content to your profile.
- Most of the About section of your profile is only visible to friends.
- To lock your Facebook profile, click or tap the three dots near the top of your profile and select "Lock Profile."

#### How can I report a fake profile?

- Go to the profile of the impersonating account.
- Click on the cover photo and select Report.
- Follow the on-screen instructions for impersonation to file a report.

#### How do I block another user on Facebook?

- Click at the top right of any Facebook page.
- Click Privacy Shortcuts.
- Click 'How do I stop someone from bothering me?'
- Enter the name of the person you want to block and click Block.

More App Fact Sheets available from the Carly Ryan Foundation. [info@carlyryanfoundation.com](mailto:info@carlyryanfoundation.com)

For additional support or to report inappropriate contact go to [accce.gov.au](http://accce.gov.au) or [esafety.gov.au](http://esafety.gov.au)

# the Carly Ryan foundation. APP FACTS

# YOUTUBE



Age Rating in  
the App Store:

13+

Age rating guided by App Store.  
Refer to app Terms of Service for further information

**YouTube is a video-sharing platform where users can upload, view, and interact with content across various genres like entertainment, education, and vlogging. Its users range from creators producing content to viewers consuming it. Creators can monetise their videos through ads, memberships, and merchandise. Viewers engage through likes, comments, and subscriptions, forming a dynamic community. YouTube's algorithm suggests videos based on user behaviour, preferences, and trending topics, enhancing discoverability. Users can access YouTube through its website or mobile app, enjoying a vast array of content, from tutorials to music videos, fostering a diverse and interconnected digital landscape.**

## YouTube Kids

With over 400 hours of content uploaded to YouTube every minute it is extremely difficult for Google to keep up with the monitoring of inappropriate content.

For users under the age of 13 we recommended using 'YouTube Kids'. YouTube Kids is free to download and use. Users can have up to 8 profiles attached to the one account. Each profile can have its own viewing preferences.

The platform has features like 'watch history', 'block channels' and filters to keep videos more 'child friendly'. Parents can also create timers for video use which can enable time restrictions on their children's screen time.

## YouTube Premium

YouTube Premium offers ad-free access to YouTube, allowing uninterrupted viewing across all devices. Users can download videos for offline viewing and play videos in the background while using other apps. The service includes access to YouTube Music Premium, offering ad-free music streaming with offline downloads and background play. Original content, including movies and series, is available exclusively to Premium subscribers. Additionally, users can access YouTube Originals, featuring exclusive content from top creators. YouTube Premium offers an enhanced viewing experience with exclusive perks for subscribers.

## Privacy Settings on YouTube

**Public:** Anyone is able to search and view the users videos.

**Private:** Only people the user allows can search for and watch their videos.

**Unlisted:** Only people that the user sends the link to can view their videos.

More App Fact Sheets available from the Carly Ryan Foundation.  
Please email: [info@carlyryanfoundation.com](mailto:info@carlyryanfoundation.com)

'Comments on users videos' is turned on as a default option, however this can be disabled. To do so, these are the steps to follow:

- Sign in to YouTube on a computer.
- Go to Creator Studio > Video Manager.
- Select the box next to any of the videos you want to manage.
- At the top of the screen, click the Actions menu.
- Select More actions > Comments.
- Select or unselect Do not allow comments.

## How to make your account private

Click the 'Edit' button, and then choose 'Private' or 'Unlisted' from the 'Privacy Settings' drop-down menu.

If your YouTube account is linked to Google Plus and you set your video to private, you see a field into which you can enter the email addresses or profile names of people with whom you want to share your video.

## How do I block another user on YouTube?

- Login to your YouTube account.
- Click on the name of the user you want to block. This will take you to their profile.
- Click the three dots on the top right of their profile
- In the drop down menu, you will be given the option to 'Block User'.

## How do I report another user on YouTube?

- Login to your YouTube account.
- Click on the name of the user you want to report. This will take you to their profile.
- Click 'About' on their profile, then hit the flag button.
- In the drop down menu, select the option that best suits your issue.

[carlyryanfoundation.com](http://carlyryanfoundation.com)

TheCarlyRyanFoundation @thecarlyryanfoundation @TeamCarlyCRF