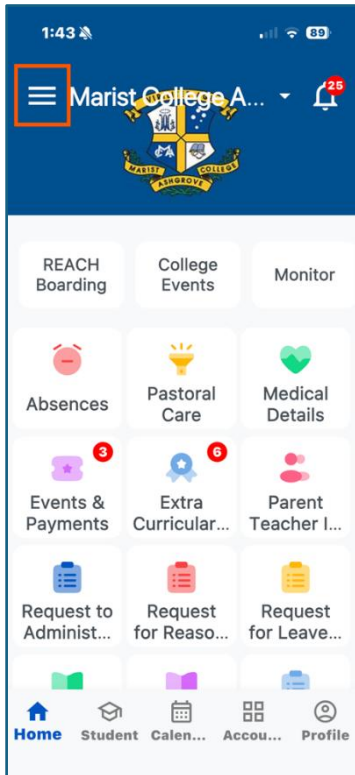




# MARIST COLLEGE ASHGROVE

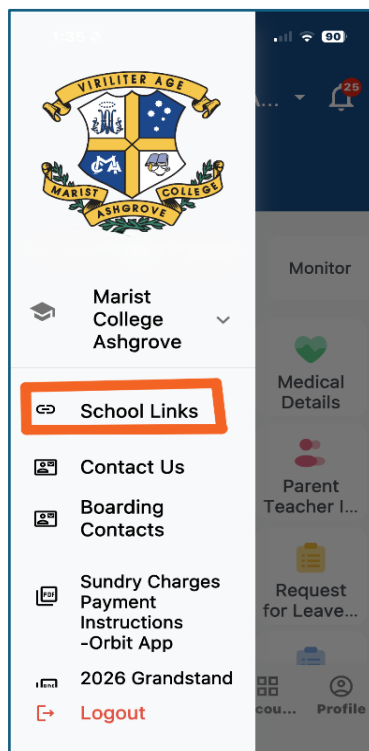
**For Parents | How to access Exam Schedules via the Parent Orbit App:**

1. Once in the Parent Orbit App, **select** the **Hamburger Menu Icon**



**STEP 1**

2. On the next screen **select** **School Links**

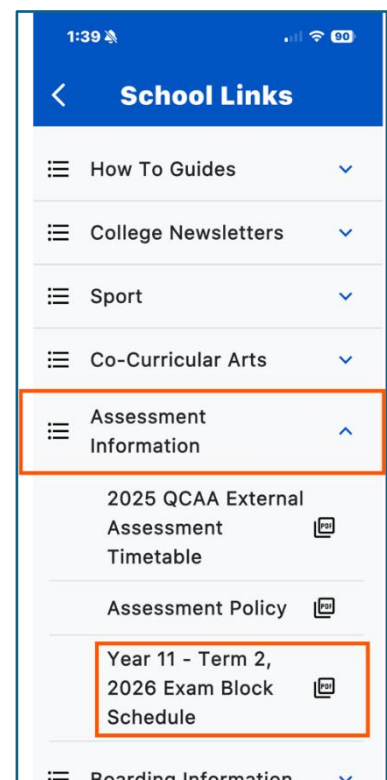


**STEP 2**

3. On the **School Links** screen **select** the **Assessment Information** icon and a list published exam schedules will appear. If you tap on an item, for example **Year 11 – Term 2 2026 Exam Block Schedule** the PDF will open on your screen. The College's **Assessment Policy** is also located here for your reference.

**This information can also be found on the Parent Lounge desktop application (see next page).**

**STEP 3**

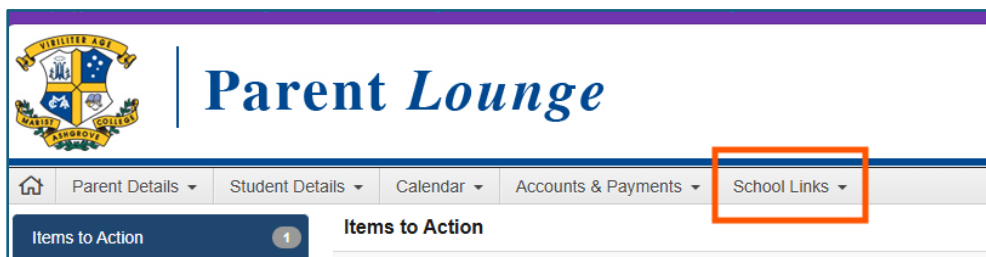




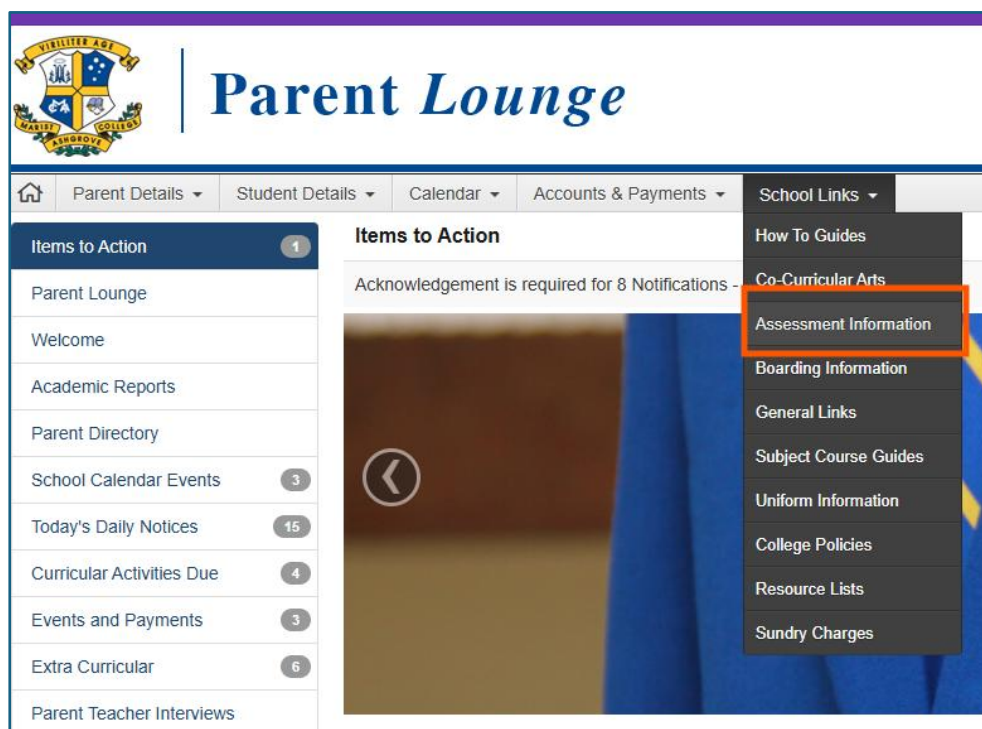
## MARIST COLLEGE ASHGROVE

For Parents | How to access **Exam Schedules** via the **Parent Lounge**:

1. Log into **Parent Lounge** and select **School Links**



2. Next select **Assessment Information**



3. A list of published **Exam Schedules** will appear as well as the College's **Assessment Policy** for your reference. If you click on the icon under **Attachment**, the document will open.

