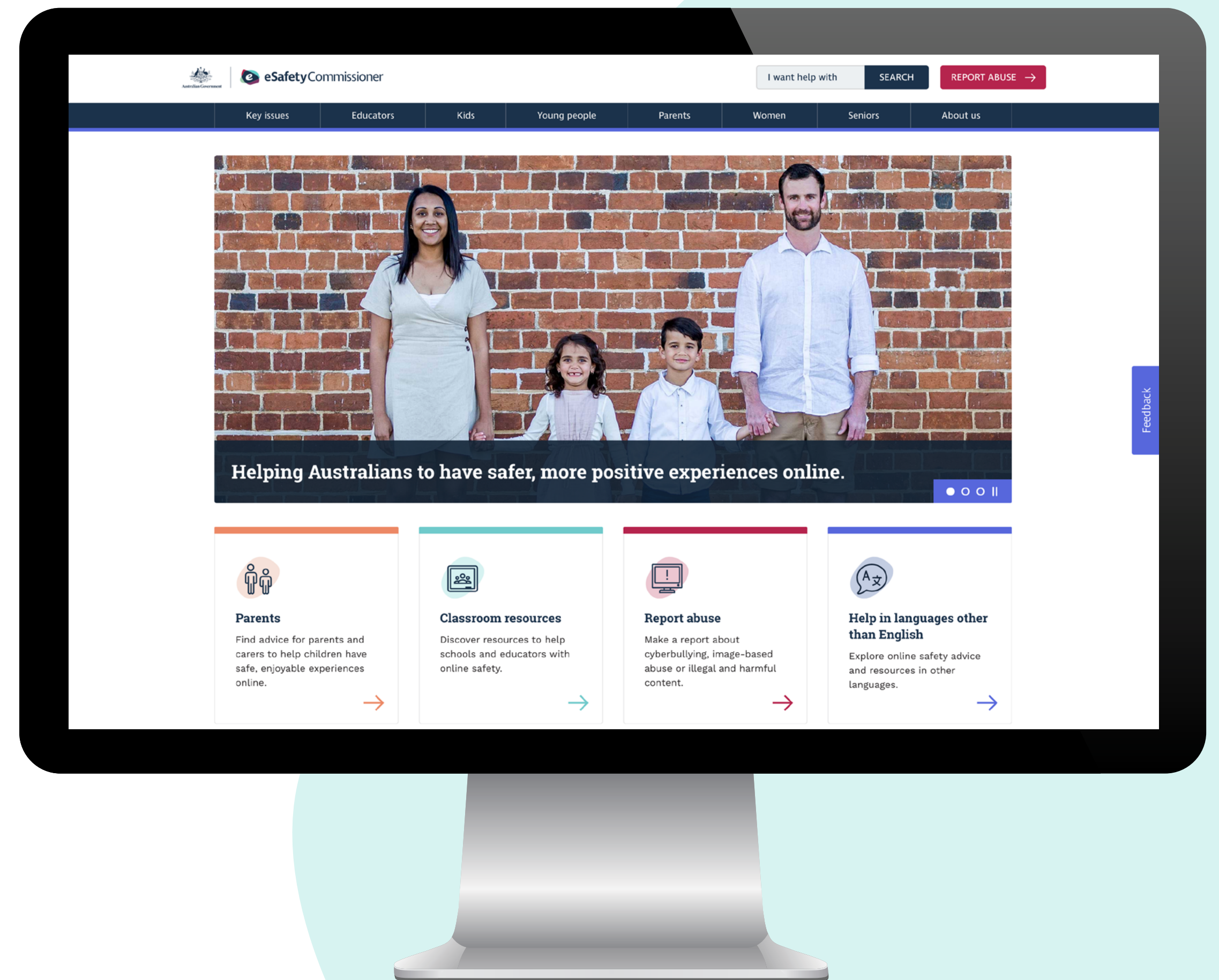


Welcome to the new eSafety website

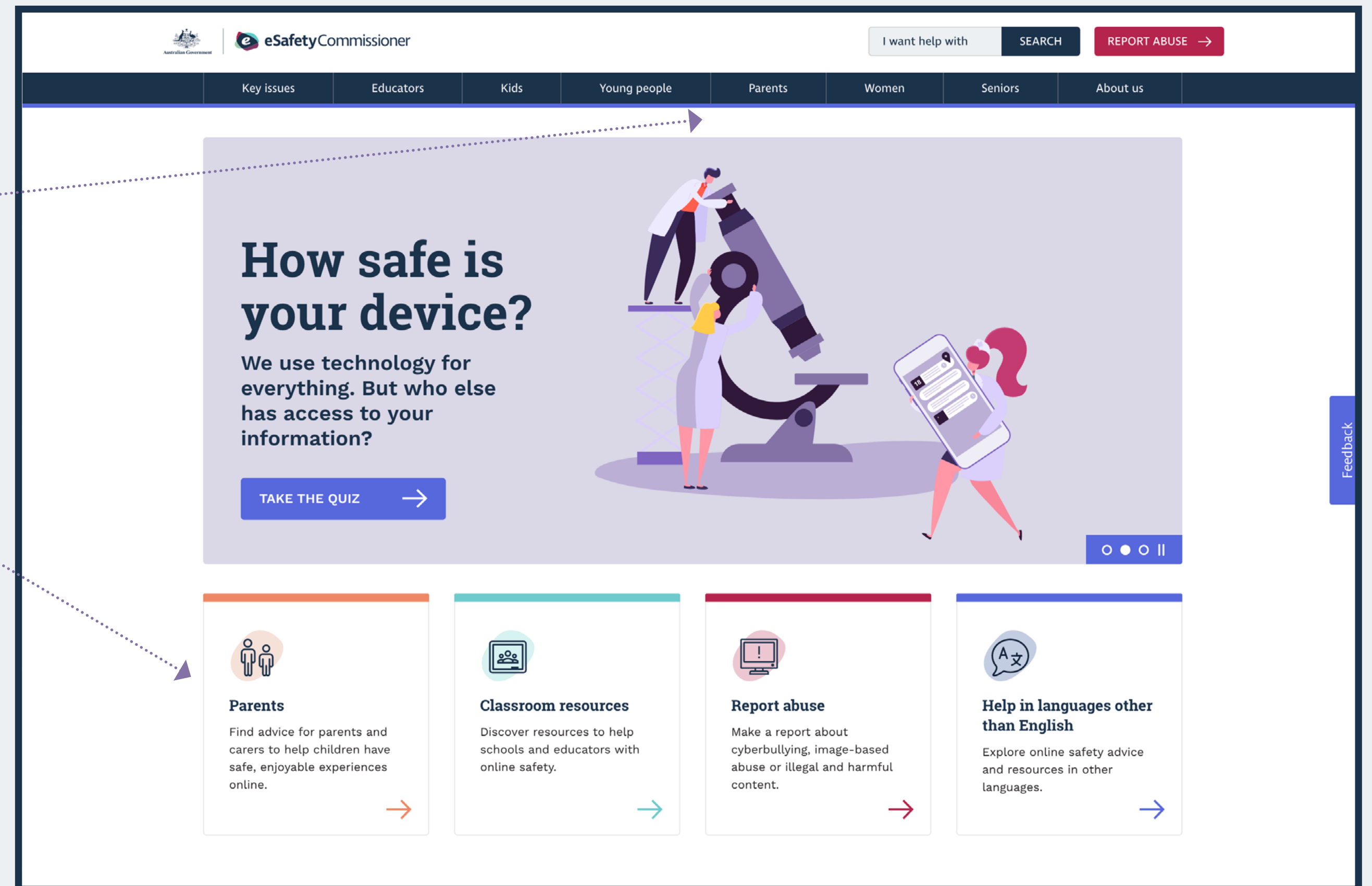
October 2019



Home page

Our content has now been organised by audience - cross audience content is located in key issues.

Easy access to the most popular areas of the website.



Reporting functions

Easy access to eSafety's three reporting areas:

- Cyberbullying
- Image-based abuse
- Illegal and harmful content.

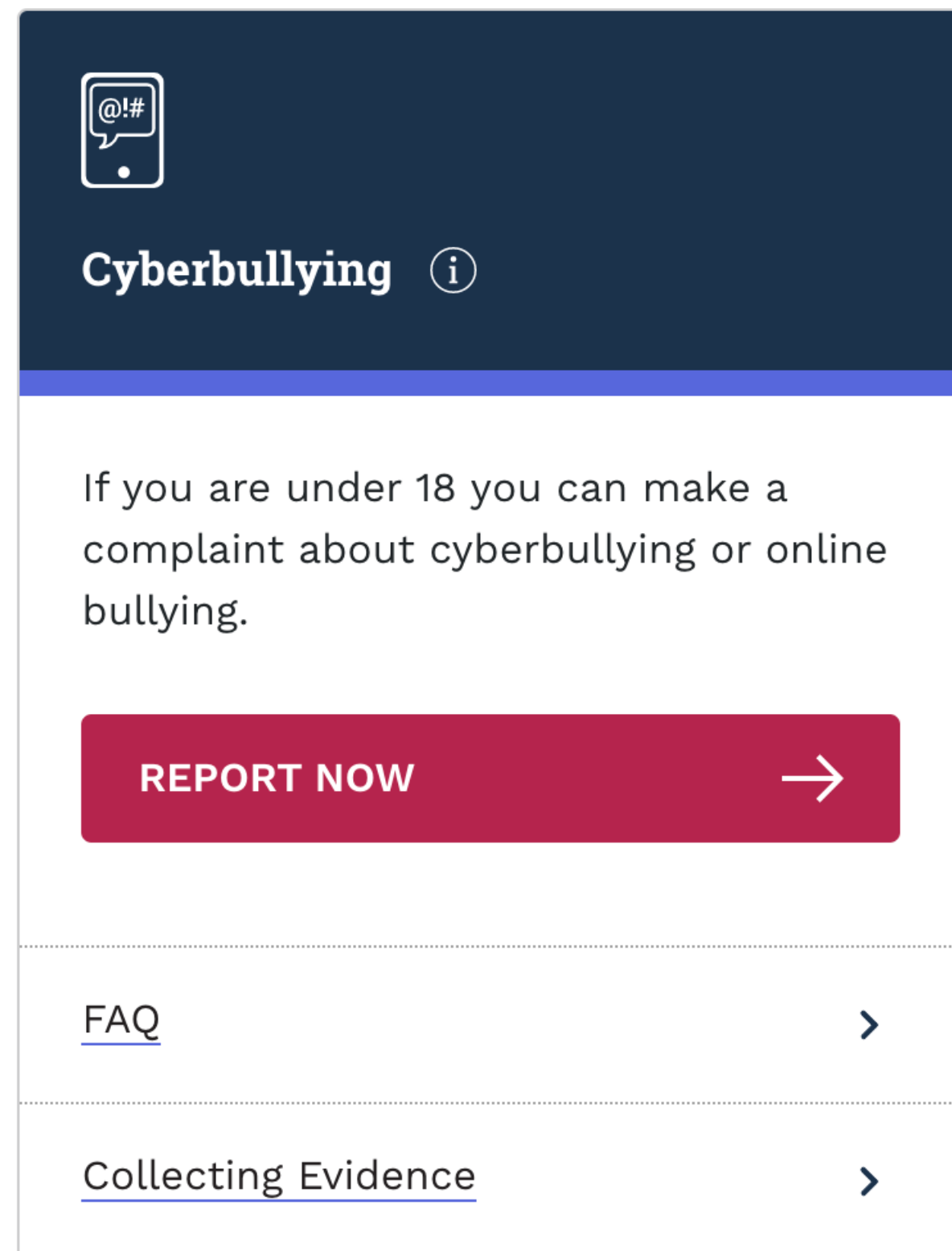
Access to the reporting functions is available on every page.

The screenshot shows the eSafety Commissioner website's 'Report abuse' page. At the top, there is a navigation bar with the Australian Government logo, the eSafety Commissioner logo, and a search bar. Below the navigation bar, there is a menu with categories: Key issues, Educators, Kids, Young people, Parents, Women, Seniors, and About us. The main heading is 'Report abuse', followed by the text 'The office of the eSafety Commissioner deals with 3 kinds of reports.' A 'QUICK EXIT' button is located in the top right corner. The page is divided into three main reporting areas, each with a 'REPORT NOW' button and links to FAQ and additional information:

- Cyberbullying**: If you are under 18 you can make a complaint about cyberbullying or online bullying. Links: FAQ, Collecting Evidence.
- Image-based abuse**: If an intimate image has been shared, or threatened to share it without your consent, you can make a report. Links: FAQ, How we handle reports.
- Illegal and harmful content**: The Cyber Report team investigates complaints and assists in getting content removed. Links: What we can investigate, What we can't investigate.

At the bottom, there are two additional sections: 'Are you an adult experiencing online abuse?' with a 'LEARN MORE' button, and 'Staying Safe' with a link to 'Learn more and connect with support.' A 'Feedback' button is visible on the right side of the page.

Reporting functions – Cyberbullying

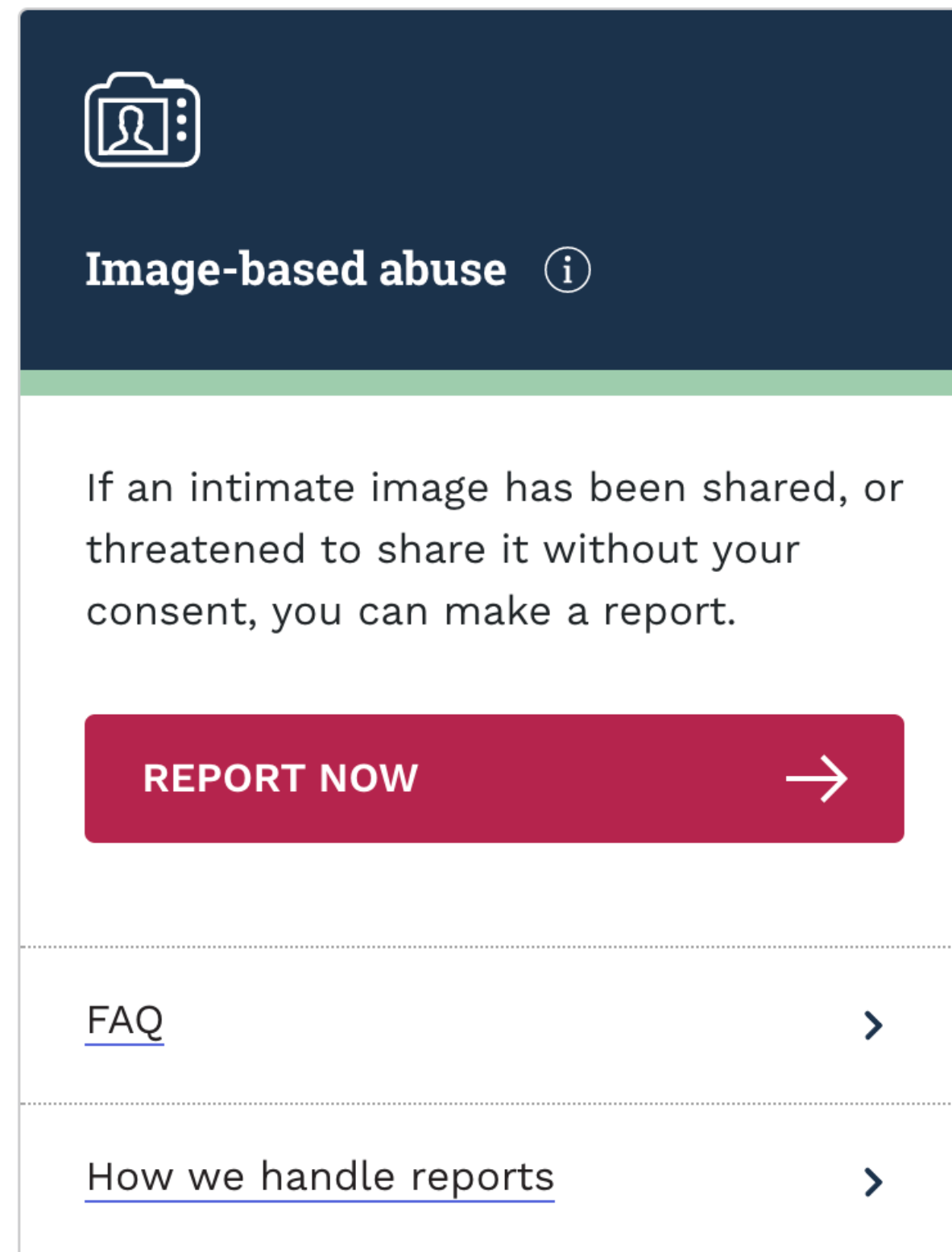


The screenshot shows a dark blue header with a white speech bubble icon containing '@!#'. Below the header, the text 'Cyberbullying' is followed by an information icon. A white box contains the text: 'If you are under 18 you can make a complaint about cyberbullying or online bullying.' Below this is a red button with the text 'REPORT NOW' and a white right-pointing arrow. At the bottom, there are two links: 'FAQ' and 'Collecting Evidence', each with a right-pointing arrow.

Cyberbullying

- [FAQ about making a complaint](#)
- [How we handle complaints](#)
- [Collecting evidence](#)
- [Support for cyberbullying](#)

Reporting functions – Image-based abuse

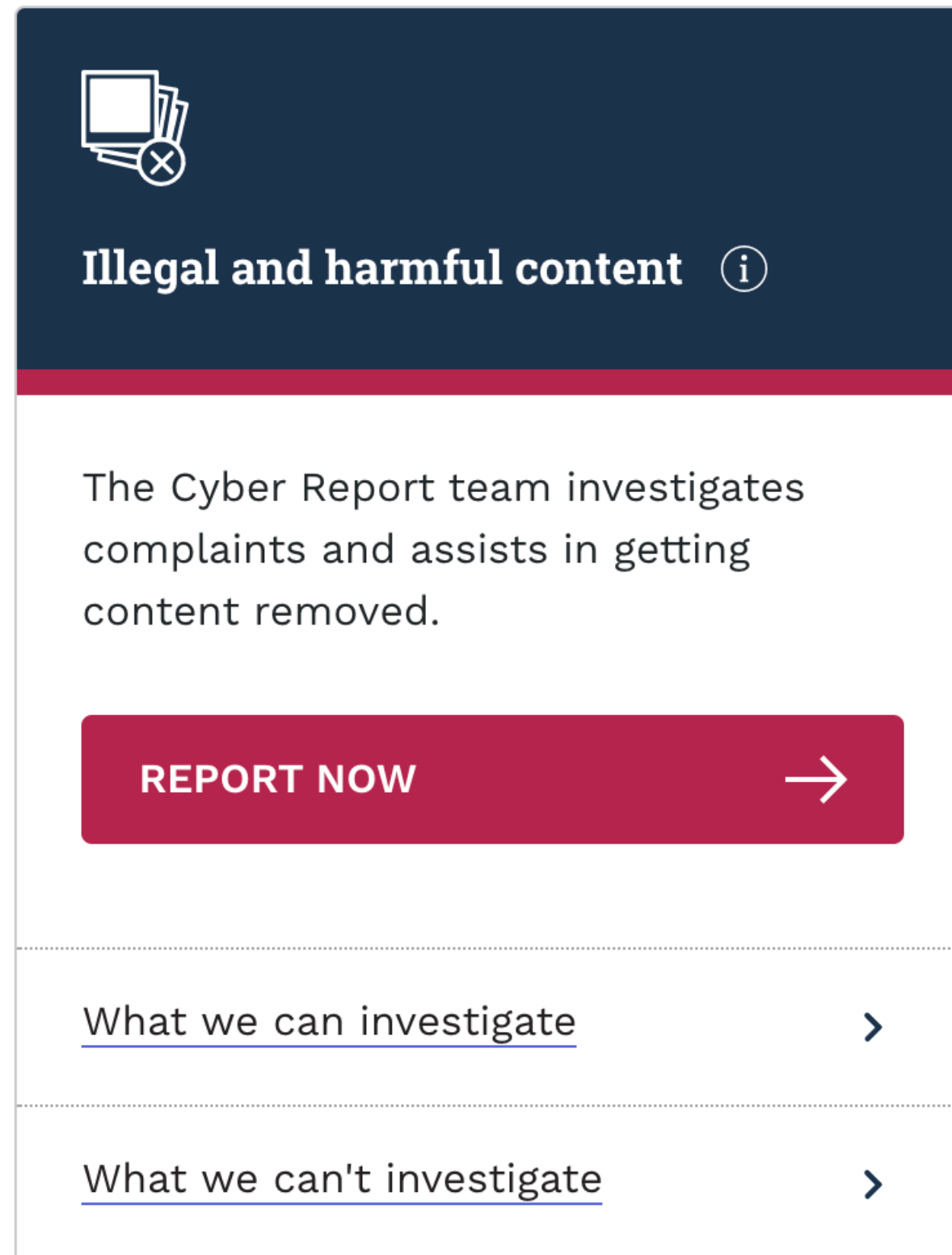


The screenshot shows the top section of a web page. At the top left is a camera icon with a person silhouette. Below it, the text 'Image-based abuse' is followed by an information icon (i). The main text reads: 'If an intimate image has been shared, or threatened to share it without your consent, you can make a report.' Below this is a prominent red button with the text 'REPORT NOW' and a white right-pointing arrow. At the bottom, there are two links: 'FAQ' and 'How we handle reports', each with a right-pointing chevron.

Image-based abuse

- [FAQ about making a report](#)
- [How we handle reports](#)
- [Collecting evidence](#)
- [Support for image-based abuse](#)

Reporting functions – Illegal and harmful content



Illegal and harmful content ⓘ

The Cyber Report team investigates complaints and assists in getting content removed.

REPORT NOW →

[What we can investigate](#) >

[What we can't investigate](#) >

Illegal and harmful content

- FAQ about making a report
- What we can investigate
- What we can't investigate
- The actions we can take
- Law enforcement partners

Key issues

The latest information to help people manage online safety issues. Content can be filtered by topic and audience.

The screenshot shows the eSafety Commissioner website's 'Key issues' page. At the top, there is a navigation bar with the eSafety Commissioner logo and a search bar. Below the navigation bar, the 'Key issues' section is highlighted. The page features a filter sidebar on the left with options for 'Topic' and 'Audience', and an 'APPLY' button. The main content area displays several topic cards, each with an icon and a brief description. The cards include: 'eSafety guide' (A guide to social media, apps and games with links to online safety information and how to report abusive content.), 'Image-based abuse' (We can help Australians if their intimate image or video has been shared without consent.), 'Domestic and family violence' (Get advice, help and support if you are experiencing online abuse as part of domestic and family violence.), 'Help in languages other than English' (Explore online safety advice and resources in other languages.), 'Cyberbullying' (Understand how to combat cyberbullying and stop the harm it causes.), 'Protect your personal information' (How to protect your personal information including advice on setting strong passwords.), 'Sextortion', and 'Plan your digital legacy'. A 'Feedback' button is located on the right side of the page.

Key issues

Downloadable resources available in 23 languages.

The screenshot shows the eSafety Commissioner website. At the top, there is a navigation bar with the eSafety Commissioner logo and a search bar. Below the navigation bar, there is a secondary menu with categories: Key issues, Educators, Kids, Young people, Parents, Women, Seniors, and About us. The main content area is titled 'Key issues | Tailored advice | Help in languages other than English'. On the left, there is a sidebar menu under 'Tailored advice' with options: Aboriginal and Torres Strait Islander peoples, Lesbian, gay, bi, trans, queer and/or intersex people, Help in languages other than English (selected), العربية (Arabic), Khmer (Cambodian), 简体中文 (Simplified Chinese), 繁體中文 (Traditional Chinese), دری (Dari), Thuonjān (Dinka), Tagalog (Filipino), ελληνικά (Greek), Hazaragi, हिंदी (Hindi), Italiano (Italian), and Karen. The main content area features a section titled 'Help in languages other than English' with a sub-header 'Explore online safety advice and resources in other languages.' Below this, there is a photo of a smiling man and a text box stating 'As more resources are translated, they will be become available here.' There is also a 'Translate this page' section with a link to Google Translate. At the bottom, there is a section titled 'Resources available in these languages' with a list of 23 languages: العربية (Arabic), Khmer (Cambodian), 简体中文 (Simplified Chinese), 繁體中文 (Traditional Chinese), دری (Dari), Thuonjān (Dinka), Tagalog (Filipino), ελληνικά (Greek), Hazaragi, हिंदी (Hindi), Italiano (Italian), Karen, 한국어 / 조선말 (Korean), Pacific Islands (English), ايرسي (Persian), ਪੰਜਾਬੀ (Punjabi), Soomaali (Somali), South Asian (English), Español (Spanish), தமிழ் (Tamil), ภาษาไทย (Thai), Tiếng Việt (Vietnamese), and Türkçe (Turkish). A vertical 'Feedback' button is located on the right side of the page.

The eSafety Guide

A guide to social media, apps and games with links to online safety information and how to report abusive content.

Formerly known as “Games, apps and social networking” on the old website.


The screenshot displays the eSafety Guide website. At the top, there is a navigation bar with the eSafety Commissioner logo and a search bar. Below the navigation bar, there are tabs for different user groups: Key issues, Educators, Kids, Young people, Parents, Women, Seniors, and About us. The main heading is "The eSafety Guide" with a sub-heading "Learn about the latest games, apps and social media, including how to protect your information and report inappropriate content. More coming soon!".

On the left side, there is a "Filter results" section with three filters: "Type", "What is it used for?", and "Logo colour". Each filter has a plus sign and an "APPLY" button. The main content area shows a grid of app and game cards. Each card includes a logo, the name of the app/game, a brief description, and a category label with a right-pointing arrow.

App/Game	Description	Category
Air G	airG is a social chat and dating service where you can meet new people in your area, share updates and play games.	App
Animal Jam	Animal Jam is an online game and associated app for kids where they can learn about the natural world, chat to other players and watch educational videos.	App/Game
ASKfm	ASKfm is a social media service based on asking and answering questions, in which posts can be anonymous.	App/Website
Bing	Bing provides a variety of search services including images, videos, maps and news.	App/Search engine/Website
Call of Duty	Call of Duty is a franchise of several multiplayer first-person shooter games published by Activision.	Game
Bumble	Bumble is a social media service used for friendship, dating and online networking that encourages women to make the first move.	App/Social media
Clash of Clans	Clash of Clans is an online multiplayer strategy game where you can build your own community, train your	
Counter-Strike	Counter-Strike is a first-person shooter video game where you form a team with	
Discord	Discord is a social chat platform commonly used by online gamers that is	

The eSafety Guide

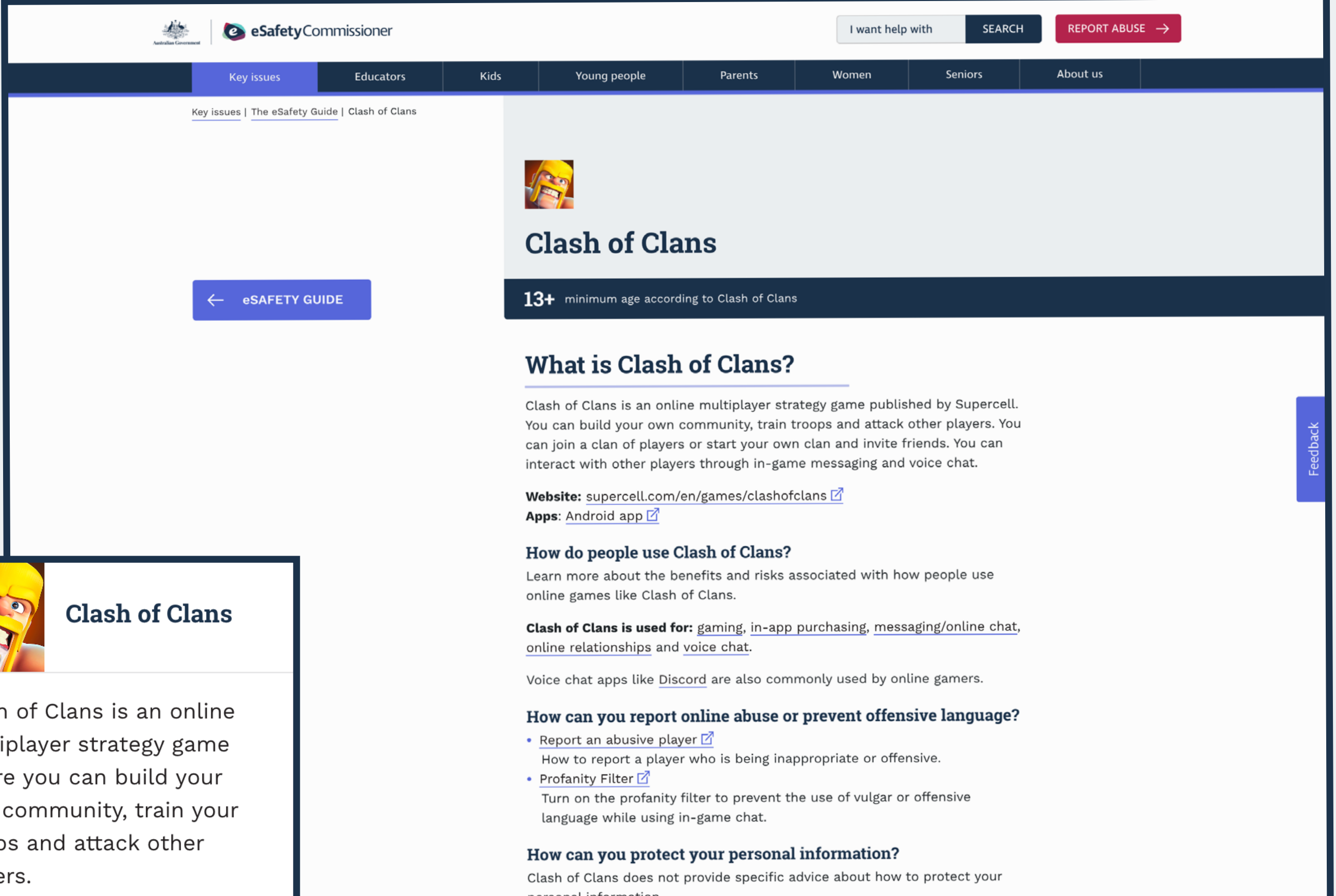
Learn about the latest games, apps and social media, including how to protect your information and report inappropriate content.



Clash of Clans

Clash of Clans is an online multiplayer strategy game where you can build your own community, train your troops and attack other players.

App/Game >



The screenshot shows the eSafety Commissioner website page for Clash of Clans. The page includes a navigation menu with categories like Key issues, Educators, Kids, Young people, Parents, Women, Seniors, and About us. A search bar and a 'REPORT ABUSE' button are also visible. The main content area features a blue button labeled '← eSAFETY GUIDE', a '13+' age rating, and sections titled 'What is Clash of Clans?', 'How do people use Clash of Clans?', 'How can you report online abuse or prevent offensive language?', and 'How can you protect your personal information?'. A 'Feedback' button is located on the right side of the page.

Educators

Online safety resources and training for teachers, schools and communities.

School policies and guidance will be updated in early 2020 with a new set of resources for schools.

The screenshot shows the 'eSafetyeducation' page on the eSafety Commissioner website. The page features a navigation menu with 'Educators' selected. The main content area includes a large hero image of three children with the text 'Online safety resources and training for teachers, schools and communities'. To the right, there is a 'Classroom resources' section with filters for 'Lower primary', 'Middle primary', 'Upper primary', and 'High school', along with a 'VIEW ALL' button. Below this, there are four smaller resource cards: 'Virtual classrooms', 'Video and resource library', 'School policies and guidance', and 'Training for professionals'. A 'Feedback' button is visible on the right edge of the page.

Video and resource library

All education resources are now available in the resource library.

You can filter the content – this makes it faster to find resources to fit your need.

The screenshot shows the eSafety Commissioner's website interface for the 'Video and resource library'. At the top, there is a navigation bar with the eSafety Commissioner logo and a search bar. Below this is a menu with categories: Key issues, Educators (selected), Kids, Young people, Parents, Women, Seniors, and About us. The main heading is 'Video and resource library' with a sub-heading 'Use the filters below to find tailored resources suitable for your classroom needs.' On the left, there is a 'Filter results' sidebar with sections for Level (Lower primary, Lower secondary, Middle primary, Middle secondary, Upper primary, Upper secondary), Topic, Type of resource, Language, and Resource name. An 'APPLY' button is at the bottom of the filters. The main content area displays a grid of resource cards, each featuring a thumbnail, the title 'Hector's World', a description, and a download link with a file size. The cards include: 'Computer security - make a strong password' (648KB), 'Easy reader storybook - It's a serious game' (11.51MB), 'Character flashcards' (1.85MB), 'Easy reader storybook - Details details' (8.8MB), 'Easy reader storybook - Welcome to the carnival' (8.61MB), 'Easy reader storybook - The info gang', and 'Confident reader storybook - It's a serious game' (14.14MB). A vertical 'Feedback' button is located on the right side of the page.

Classroom resources

Classroom resources have been aligned with the Australian Curriculum, allowing teachers to find the right resource for their learning areas.

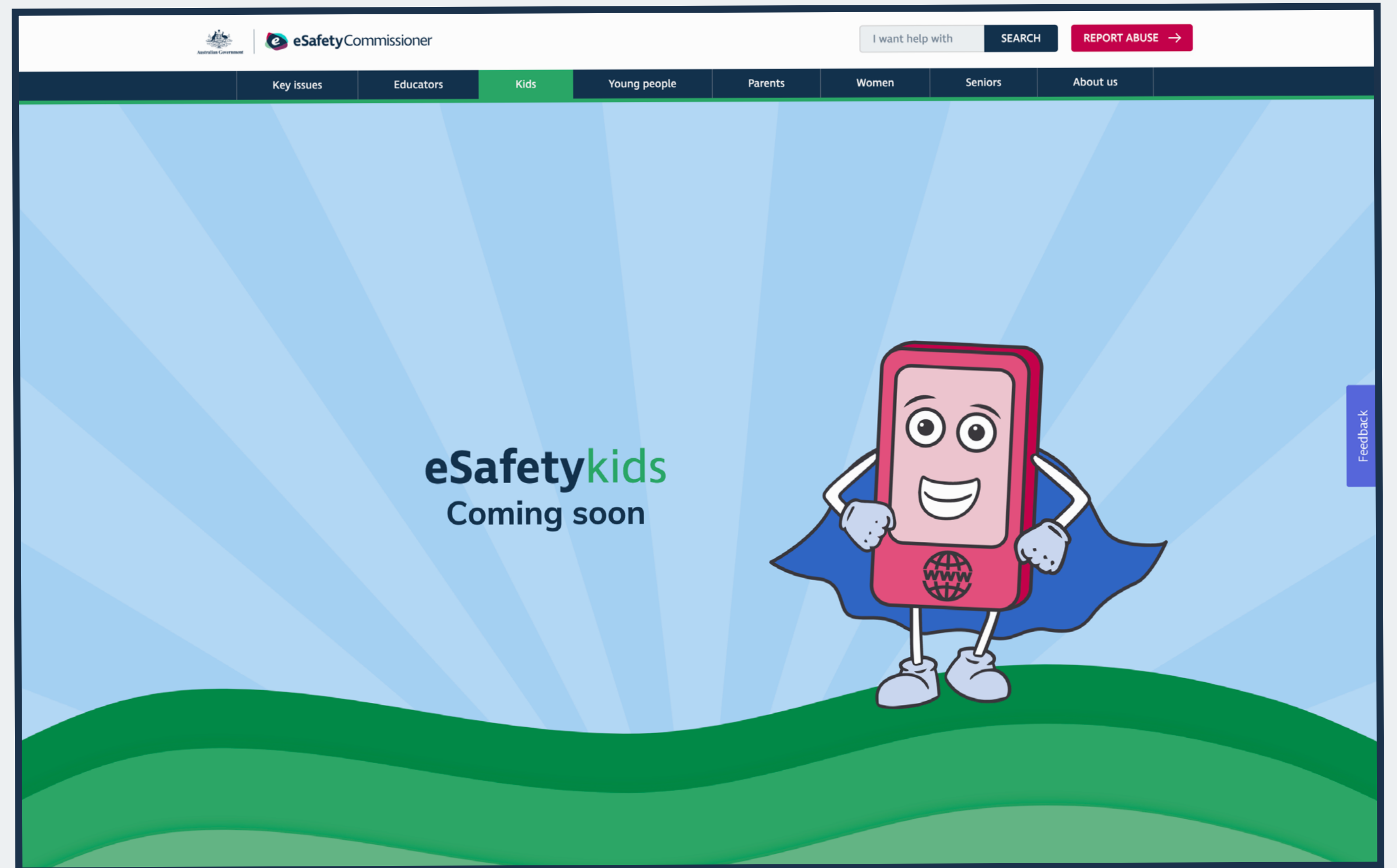
Filters allow quicker access to content.

Some older resources have been retired.

The screenshot shows the eSafety Commissioner website's 'Classroom resources' page. At the top, there is a navigation bar with the eSafety Commissioner logo and a search bar. Below this is a menu with categories: Key issues, Educators (selected), Kids, Young people, Parents, Women, Seniors, and About us. The main heading is 'Classroom resources' with a sub-heading 'Use the filters below to select content for the education level and topic most relevant to you.' On the left, there is a 'Filter results' sidebar with sections for 'Levels' and 'Topics'. The 'Topics' section includes buttons for: Accessing support, Bystanders, Critical thinking, Cyberbullying, Digital reputation, Digital resilience, Gaming, Online friends, Online security, Privacy and personal information, Respectful online relationships, Sexting and sending nudes, Time online, and Unwanted contact. An 'APPLY' button is at the bottom of the filter sidebar. The main content area displays several resource cards: 'Tagged' (award-winning short film), 'The Lost Summer' (role-playing video game), 'Be Deadly Online' (explores cyberbullying), 'Young and eSafe' (eSafety logo), 'Hector's World' (cartoon character), and 'The YeS Project' (workshop-based digital).

Kids

New content coming soon.
Watch this space.



Young people

New content – filtered by relevant issues for young people ages 12-18.

The screenshot shows the eSafety Commissioner website's 'Young people' section. At the top, there is a navigation bar with the eSafety Commissioner logo and the text 'eSafety Commissioner'. To the right of the logo are links for 'I want help with', 'SEARCH', and 'REPORT ABUSE'. Below the navigation bar is a menu with categories: 'Key issues', 'Educators', 'Kids', 'Young people' (selected), 'Parents', 'Women', 'Seniors', and 'About us'. The main content area is titled 'eSafetyyoungpeople' and includes the subtitle 'Useful information to help you stay safe online. Click on the keywords below to find out more.' On the left, there is a 'Filter results' section with a grid of buttons for various topics: Cyberbullying, Digital reputation, Gaming, Helping others, Mental health, Online abuse, Privacy and security, Sending nudes, Something is fake, Time online, Understanding consent, Unwanted contact, and Violence. An 'APPLY' button is located below the filter buttons. The main content area displays a grid of nine topic cards, each with an icon and a title: 'Cyberbullying' (with a photo of people), 'Spending too much time online' (with a photo of a young woman), 'Online gaming' (with a photo of a young man), 'Someone is creating drama online' (with icons of a film reel, a can of soda, and a trash can), 'Pressures from social media' (with a photo of a person running and the letters 'SM'), 'Receiving unwanted nudes' (with a photo of a person), 'Banter vs bullying' (with cartoon illustrations), and 'I'm being pressured to send nudes' (with a photo of a person). A vertical 'Feedback' button is located on the right side of the page.

Parents

The most visited section of the eSafety website.

Our parents and carers content offers advice on how to help your child have safer experiences online.

The screenshot shows the eSafety website's 'Parents' section. At the top, there is a navigation bar with the Australian Government logo, the eSafety Commissioner logo, and a search bar with the text 'I want help with'. Below the navigation bar, the 'Parents' tab is highlighted. The main content area features a large video player with a thumbnail of a man and a child looking at a tablet. Below the video player, there is a section titled 'In this section' with six links: 'The big issues', 'Skills and advice', 'Online safety guide', 'Time online', 'Sexting and sending nudes', and 'Cyberbullying'. Below this, there are four more content cards: 'Online safety basics', 'Are they old enough', 'Good habits start young', and 'The hard-to-have conversations'. A 'Feedback' button is visible on the right side of the page.

The big issues

Information and advice on the big issues as identified in eSafety research:

- Cyberbullying
- Online pornography
- Sending nudes and sexting
- Time online
- Online gaming
- Unwanted contact and grooming.

The screenshot shows the eSafety Commissioner website interface. At the top, there is a navigation bar with the eSafety Commissioner logo and a search bar. Below the navigation bar, there is a breadcrumb trail: "Parents | The big issues". On the left side, there is a sidebar menu with the following items: "The big issues" (selected), "Cyberbullying", "Online pornography", "Sending nudes and sexting", "Time online", "Online gaming", "Unwanted contact and grooming", "Skills and advice", "Quizzes and interactives", and "Online safety guide". The main content area is titled "The big issues" and contains the text: "How to help your child deal with online safety issues." Below this text, there are six cards, each representing a different issue: "Cyberbullying", "Online pornography", "Sending nudes and sexting", "Time online", "Online gaming", and "Unwanted contact and grooming". Each card includes a brief description and a right-pointing arrow. A "Feedback" button is visible on the right side of the page.

Online safety guide

A guide for parents and carers

Popular downloadable for parents and carers in 6 languages:

- English
- Traditional Chinese
- Simplified Chinese
- Greek
- Italian
- Spanish

The screenshot shows the eSafety Commissioner website's 'Online safety guide' page for parents. The page features a navigation menu with categories like 'Key issues', 'Educators', 'Kids', 'Young people', 'Parents', 'Women', 'Seniors', and 'About us'. The 'Parents' category is selected. A sidebar on the left lists 'The big issues', 'Skills and advice', 'Quizzes and interactives', and 'Online safety guide'. The main content area is titled 'Online safety guide' and includes a brief description: 'This guide covers some of the key online safety issues for young people and includes a range of practical tips and advice on what to do if things go wrong. You can also find a list of important services that can offer extra support.' Below the text is a large image of a young woman and a woman taking a selfie, with the text 'Online safety A guide for parents and carers' overlaid. The eSafety logo is in the top right corner of the image. At the bottom of the image, it says 'eSafetyparents' and 'esafety.gov.au/parents'. A 'Feedback' button is visible on the right side of the page.

Hard to have conversations

Topics include:

- How to start the chat
- Sex and pornography
- Cyberbullying
- Sending nudes and sexting
- Unwanted contact and grooming.

The screenshot shows the eSafety Commissioner website. The top navigation bar includes the Australian Government logo, the eSafety Commissioner logo, and links for 'I want help with', 'SEARCH', and 'REPORT ABUSE'. Below this is a secondary navigation bar with categories: Key issues, Educators, Kids, Young people, Parents (highlighted), Women, Seniors, and About us. The main content area is titled 'Parents | Skills and advice | The hard-to-have conversations'. A left-hand menu lists 'Skills and advice' with sub-items: 'Online safety basics', 'Good habits start young', 'Are they old enough?', 'The hard-to-have conversations' (highlighted), 'Taming the technology', and 'Privacy and your child'. The main article is titled 'The hard-to-have conversations' and features a photo of two women. The text discusses talking with children about tricky personal subjects like online bullying or pornography. It lists several key points for parents to consider when having these conversations, such as respecting privacy and providing support. A section titled 'On this page:' lists links for 'how to start the chat' and 'talking about sex and pornography'. Another section mentions other pages for parents and carers, with links for 'cyberbullying', 'online pornography', 'sending nudes and sexting', and 'unwanted contact and grooming'. The page concludes with a section titled 'How to start the chat'. A vertical 'Feedback' button is visible on the right side of the page.

Downloadables

You will find downloadable PDFs throughout the site.

Resources for parents

Does your preschool child have access to connected devices?
(PDF, 165.98KB) [📄](#)

Your child's first smartphone - are they old enough?
(PDF, 155.51KB) [📄](#)

Screen time for your child - 7 tips
(PDF, 172.75KB) [📄](#)

Women

General advice for women on how to use social media and technology safely.

There is also advice on dealing with gender-based abuse. There are also translated resources.

The screenshot shows the eSafety Commissioner website's 'Women' section. At the top, there is a navigation bar with the Australian Government logo, the eSafety Commissioner logo, and a search bar with the text 'I want help with'. Below the navigation bar, there are tabs for 'Key issues', 'Educators', 'Kids', 'Young people', 'Parents', 'Women' (which is highlighted), 'Seniors', and 'About us'. The main content area features a large image of a woman with the text 'Empowering women to take control online'. To the right of this image is a section titled 'In this section' with six links: 'Being social', 'Connecting safely', 'Domestic and family violence', 'Life admin', 'Online abuse targeting women', and 'Using your device safely'. Below this are four more cards: 'Women Influencing Tech Spaces' (Protecting and promoting women's voices online), 'Know the facts about women online', 'Wearables and fitness trackers' (Safety tips for wearable devices, also called wearable technology), and 'Get help in your language'. A vertical 'Feedback' button is located on the right side of the page.

Seniors

Online safety advice for older Australians, it also includes information on training and resources.

Links to BeConnected website
beconnected.esafety.gov.au

Training and resources to assist older Australians.

Soon to be released Young mentors programs.

The screenshot shows the eSafety Commission's website for seniors. At the top, there's a navigation menu with 'Seniors' selected. Below the menu, the page title is 'eSafety seniors'. The main content area features several articles and resources:

- Helping seniors get online:** Tips and tools for supporting older Australians to safely navigate the digital world. Includes a 'FIND OUT HOW' button.
- Staying safer online:** Advice for older Australians on using the internet safely and protecting themselves online. Includes a 'LEARN MORE' button.
- Online safety advice and support for older Australians:** A large featured article with a photo of an older man.
- Be Connected Young Mentors:** An intergenerational program bringing together high school aged children and older Australians. Includes a right arrow.
- Online abuse and scams:** A featured article with a photo of an older woman. Includes a right arrow.
- Staying safer online:** Another instance of the 'Staying safer online' article.
- Training and resources:** A featured article with a photo of an older woman. Includes a right arrow.

A 'Feedback' button is located on the right side of the page.

About Us

Who is eSafety? What do we do?

You can find this and more in 'About us'. Blogs, media releases and the latest events.

The screenshot shows the 'About Us' page of the eSafety Commissioner website. At the top, there is a navigation bar with the Australian Government logo, the eSafety Commissioner logo, and utility buttons for 'I want help with', 'SEARCH', and 'REPORT ABUSE →'. Below this is a secondary navigation menu with links for 'Key issues', 'Educators', 'Kids', 'Young people', 'Parents', 'Women', 'Seniors', and 'About us' (which is highlighted). The main content area is titled 'AbouteSafety' and features a large hero image of a diverse group of people. Below the image is the tagline: 'Empowering all Australians to have safer, more positive experiences online'. To the right of the hero image is a section titled 'In this section' with six links: 'Who we are', 'Research', 'What we do', 'Newsroom', 'Latest blogposts', and 'Events'. Below this are three more sections: 'Our programs' with a description and a right-pointing arrow; 'How to report online abuse to us' with a right-pointing arrow; and 'Contact us' with the text 'Our team can help answer your questions.' and a 'CONTACT US →' button. A vertical 'Feedback' button is located on the right edge of the page.

Research

Our improved research section allows you to see the latest release as well as filter to find what research is most relevant to you.

The screenshot shows the eSafety Commissioner website's Research section. At the top, there is a navigation bar with the Australian Government and eSafety Commissioner logos, and buttons for 'I want help with', 'SEARCH', and 'REPORT ABUSE'. Below this is a secondary navigation bar with links for 'Key issues', 'Educators', 'Kids', 'Young people', 'Parents', 'Women', 'Seniors', and 'About us'. The main heading is 'Research', followed by a sub-heading: 'eSafety undertakes research to ensure our programs and resources are based on evidence. We support, encourage, conduct and evaluate research about online safety for all Australians.'

On the left, there is a 'Filter results' section with a menu icon and four filterable categories: 'Topic', 'Focus/Audience', 'Year of publication', and 'Report type', each with a plus sign. Below these is an 'APPLY' button. To the right of the filters is a 'For all research enquiries' section with a 'CONTACT US' button and a right-pointing arrow.

The main content area features two research articles. The first is 'Image-based abuse perp motivations', labeled as 'LATEST RESEARCH', with a sub-heading 'Understanding the attitudes and motivations adults who engage in image-based abuse.' and a 'FULL REPORT' button with a right-pointing arrow. The second article is 'Parenting in the digital age', with a sub-heading 'This research focuses on parents' experiences raising children in a world steeped in online activity and connection.' and a 'FULL REPORT' button with a right-pointing arrow. A vertical 'Feedback' button is located on the far right edge of the content area.

Program overviews

Downloadable summaries of eSafety programs:

- Women
- Seniors
- Education
- Young people
- Parents
- WITS
- Be Connected

The screenshot shows the eSafety Commissioner website. At the top, there are navigation links for 'Key issues', 'Educators', 'Kids', 'Young people', 'Parents', 'Women', 'Seniors', and 'About us'. Below this is a search bar and a 'REPORT ABUSE' button. The main content area is titled 'Our programs' and features three overview cards: 'eSafety Commissioner', 'eSafety women', and 'eSafety parents'. Each card includes a brief description of the program and a download link for its overview PDF. A 'Feedback' button is visible on the right side of the page.

Our programs
eSafety provides a wide range of online safety programs and resources.

Download our overviews to learn more

- eSafety Commissioner**
Who we are, what we do and our approach to online safety.
[About eSafety \(PDF, 150.79KB\)](#)
- eSafety women**
Designed to empower Australian women to take control of their online experiences.
[Women \(PDF, 415.89KB\)](#)
- eSafety parents**
[eSafety Parent Overview \(PDF, 142.73KB\)](#)

Blog

A good source of school newsletter content.

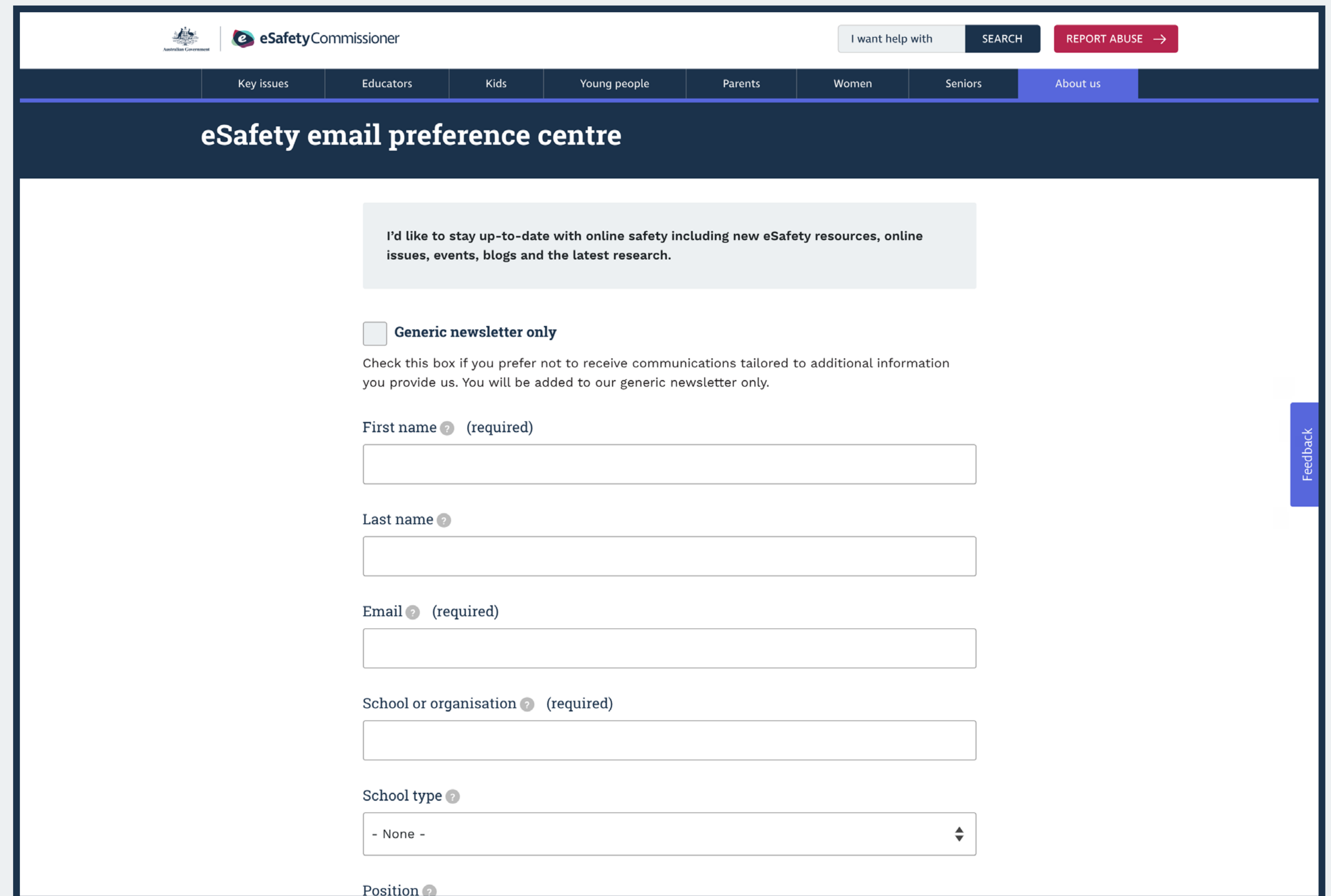
The screenshot shows the eSafety Commissioner website's 'Latest blogposts' page. At the top, there is a navigation bar with the Australian Government logo, the eSafety Commissioner logo, and links for 'I want help with', 'SEARCH', and 'REPORT ABUSE'. Below this is a secondary navigation bar with categories: 'Key issues', 'Educators', 'Kids', 'Young people', 'Parents', 'Women', 'Seniors', and 'About us'. The main heading is 'Latest blogposts' with the subtext 'Explore eSafety's latest blogposts'. On the left, there is a 'Filter results' sidebar with options for 'Audience', 'Topic', and 'Year', each with a plus sign, and an 'APPLY' button. The main content area displays a grid of blog posts, each with a category label, a featured image, a title, and a date. The posts include: 'Fighting the deepfakes arms race' (11/10/19), 'Online safety for our very youngest Australians' (25/09/19), 'Working across borders and boundaries' (20/09/19), 'Helping your child deal with unwanted contact online' (02/09/19), 'The rush to encrypt...and its unintended victims' (27/08/19), and 'How to model good screen practices for your child' (15/08/19). A 'Feedback' button is visible on the right side of the page.

eSafety newsletter

Sign up for the latest eSafety newsletter.
Found at the bottom of each page and in
the About Us section.

The newsletter is sent direct to your
inbox once a month – the latest trends
and updates from eSafety.

esafety.gov.au/about-us/subscribe



The screenshot shows the 'eSafety email preference centre' form. At the top, there is a navigation bar with the Australian Government and eSafety Commissioner logos, and links for 'I want help with', 'SEARCH', and 'REPORT ABUSE'. Below this is a menu with categories: 'Key issues', 'Educators', 'Kids', 'Young people', 'Parents', 'Women', 'Seniors', and 'About us'. The main heading is 'eSafety email preference centre'. The form includes a checkbox for 'Generic newsletter only' with a description: 'Check this box if you prefer not to receive communications tailored to additional information you provide us. You will be added to our generic newsletter only.' Below this are input fields for 'First name (required)', 'Last name', 'Email (required)', 'School or organisation (required)', and a dropdown menu for 'School type' currently set to '- None -'. The 'Position' field is partially visible at the bottom. A vertical 'Feedback' button is on the right side.

