



2021 PRESHIL YEAR 12

Prepared by

Bronte Howell
Careers Practitioner

Swinburne Early Entry Program Information – Opens 2 August

Aspirational opportunity for students to gain a conditional offer, early assurance, that their place at Swinburne are via a set of alternative criteria to the ATAR.

The personal statement replaced by the **next gen_now questionnaire (60% of the weighting)**, students can demonstrate how they believe a Swinburne degree can help them achieve their goals and make an impact for a better world.

Complete year 12 and meet the prerequisites min **IB Lang/Lit SL 4** and any other relevant course prerequisites depending on the degree you are applying for.

There will be 500 conditional offers and 45 for the professional degree (bonus question for the professional degrees, **which is kind of like an elevator pitch?**).

On completion the student will receive a confirmation email with instructions to send to their school delegate for recommendation. The school delegate will then send this form directly to the admissions team.

Swinburne Early Entry Program Information – Opens 2 August

There are 3 questions that all students will respond to and each response will allow up to 200 words in response.

- 1: Describe how you think people can work with technology to create a better world.
- 2: Discuss how your education and any extra curricula activities, work experience or other responsibilities have prepared you for a course at Swinburne.
- 3: Explain why you believe this course will help you achieve your goals and make a difference in the world.

Professional degrees extra question:

4. How would a professional degree enhance your university experience and prepare you for the future world of work?

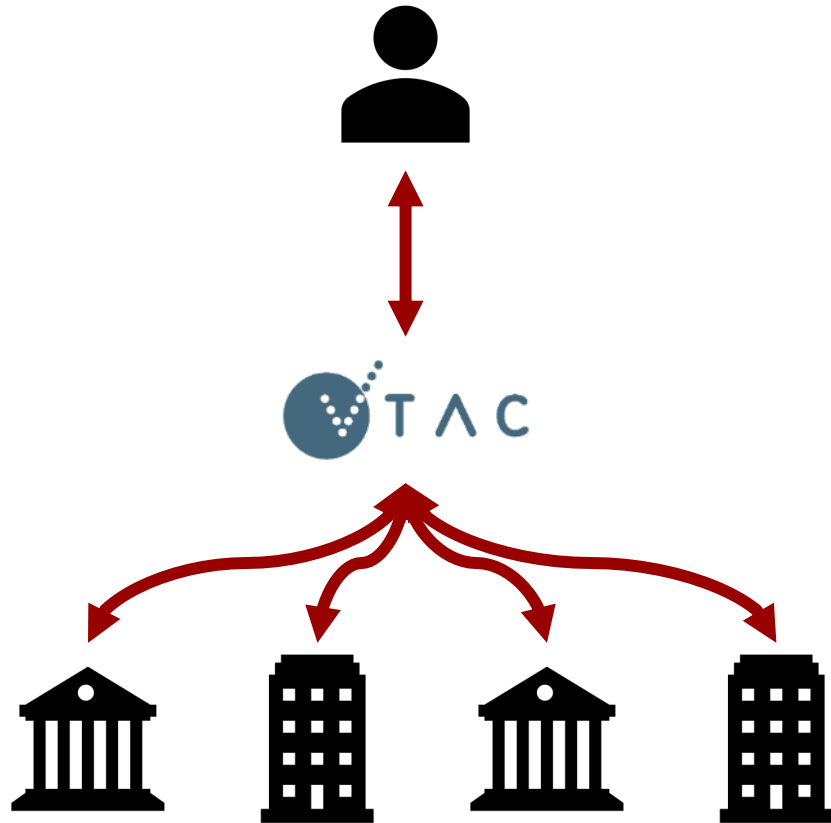


VICTORIAN TERTIARY ADMISSIONS CENTRE

Applying for tertiary study in 2022 IB VERSION

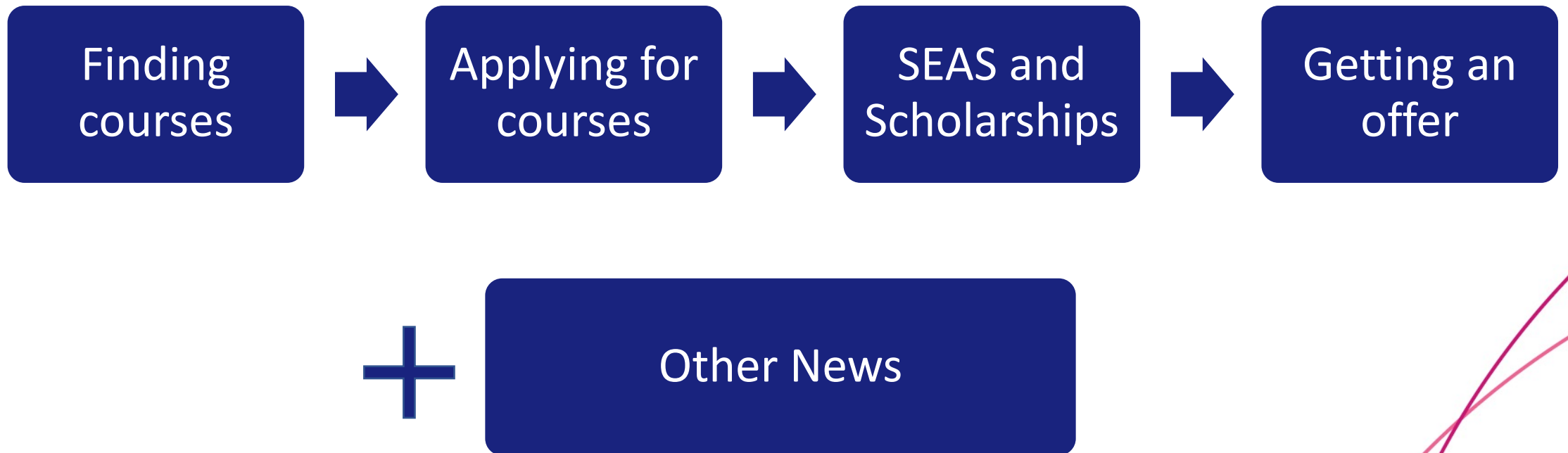


What is VTAC?



- The Victorian Tertiary Admissions Centre (VTAC) is the central point for applications to Victorian universities, TAFEs, and Independent Tertiary Colleges.
- VTAC also calculates the Australian Tertiary Admission Rank (ATAR) for Victorian Year 12 students.
- Connect with VTAC today to receive updates, tips, and timely reminders:
 - Facebook: facebook.com/vtacguide
 - Twitter: [@vtacguide](https://twitter.com/vtacguide)
- [Learn about entrance requirements before you apply through VTAC here](#)

In this session




VTAC guides

A GUIDE FOR

Current Year 12 students

Current Year 11 students

Current Year 10 students



VTAC Year 10 Guide

Choosing senior school studies for the right reason

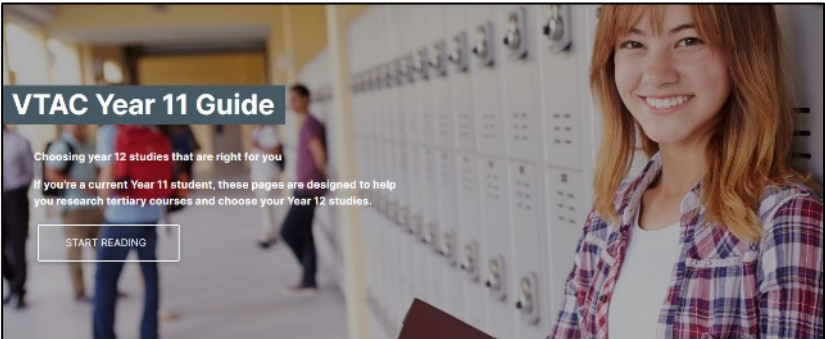
If you're a current Year 10 student, this guide is designed to help you choose your Year 11 and 12 studies.

START READING

Getting started

In Year 10, you need to decide what to study in your senior school years. This involves thinking ahead to what you might like to do when you finish school. This page is designed to help you start your journey towards life after school.

- Getting Started
- It's your decision
- Researching tertiary education
- Entrance requirements
- Prerequisite studies
- The Australian Tertiary Admission



VTAC Year 11 Guide

Choosing year 12 studies that are right for you

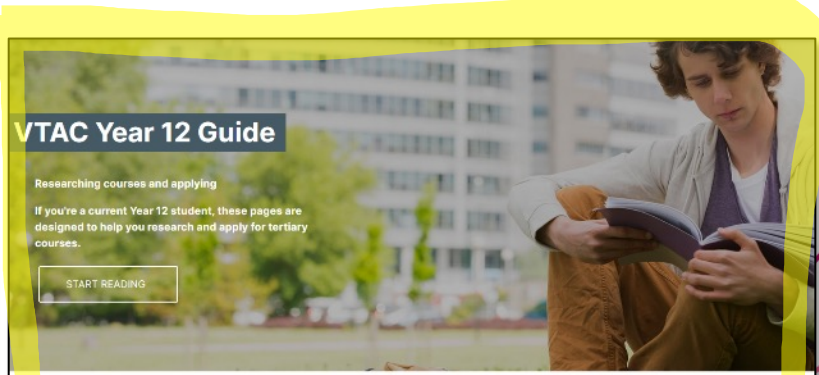
If you're a current Year 11 student, these pages are designed to help you research tertiary courses and choose your Year 12 studies.

START READING

Getting started

In Year 11, you will need to continue to work through your ideas about what you want to do after school. This includes researching your course options and deciding which studies to continue in Year 12, and which to discontinue. This page is designed to help you with this journey.

- It's your decision
- Researching tertiary courses
- Entrance requirements
- Prerequisite studies
- The Australian Tertiary Admission Rank (ATAR)



VTAC Year 12 Guide

Researching courses and applying

If you're a current Year 12 student, these pages are designed to help you research and apply for tertiary courses.

START READING

Getting started

While you are in Year 12 you will need to start planning for life after school. If you want to go on to tertiary education, you also need to research and apply for courses.

From Monday 3 August 2020 you will be able to submit your application for tertiary courses. The deadline for timely applications is 5:00 pm Wednesday 30 September 2020. Special consideration (SEAS) and scholarship

- Put together your plan
- Research tertiary courses
- How to use CourseSearch
- Decide on courses
- Applying in 2020
- Understand your VTAC journey

Link: [Year 12 Guide](#)



Printable PDF guides



Finding courses

Different types of tertiary courses

VET

Higher Education

Cert II-IV

Diploma

Advanced
Diploma

Advanced
Diploma

Associate
Degree

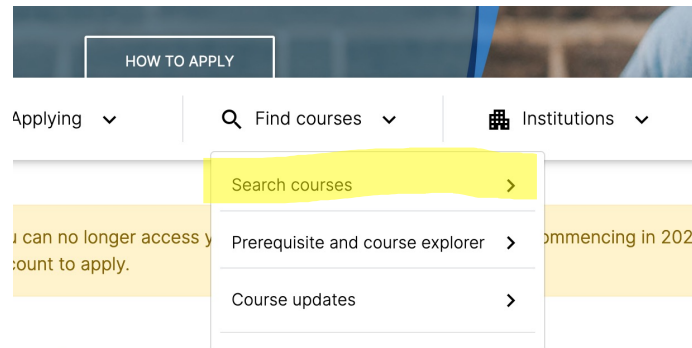
Bachelor
Degree

Graduate
courses

CourseSearch

- Compare course information for all tertiary institutions in Victoria and ***check for earlier closing dates.**
- Advanced search options include filtering by institution, area of interest, and qualification level
- VTAC Link: <https://delta.vtac.edu.au/CourseSearch/searchguide.htm?app=22>

*e.g University of Melbourne Fine Arts close Thursday 30 September



Applying through VTAC

Applications for 2022 courses open soon. There are many courses to choose from so it's

VTAC

CourseSearch

Summary: CourseSearch allows you to perform a keyword search on course titles, groups, qualifications, institutions and course subjects. There are also advanced options to refine your search.

SEARCH FOR COURSES

The keyword search includes course titles, groups, qualifications or institutions. You can include course majors in the search by ticking the checkbox. After submitting the search, you can also refine the results by area of interest, qualification level, fee-type or application method.

Search for course titles, groups, qualifications or course majors:

Search for...

Include majors in keyword search

List Courses

☆ View Shortlist (0)

Other tools

- Subject adjustment tool
- Subject conversion tool
- VCE Prerequisite and Course Explorer

CourseSearch: areas of interest

1 Course Title **Sector** 2

3 Qualification/award name: minimum duration 4

5 Institution

6 Campus

6 Course code

7 FEE TYPE FT/PT VTAC/DIRECT 8 9

10 COURSE OUTLINE

11 Major studies

12

Current Year 12	Recent secondary graduate	Applicants with higher education study	Applicants with VET study	Applicants with work and life experience
-----------------	---------------------------	--	---------------------------	--

13 ESSENTIAL REQUIREMENTS AND ADMISSION CRITERIA

Essential requirements for selection and application

Essential requirements for enrolment or graduation

Admission criteria

At a glance

Essential requirements for selection and application	Compulsory
Essential requirements for enrolment or graduation	Compulsory
Admission criteria	Compulsory
	Compulsory

15 ATAR PROFILE

Course code	Campus	ATAR (excluding adjustment factors)			Selection rank (ATAR plus any adjustments)		
		Highest	Median	Lowest	Highest	Median	Lowest

[‘How to use CourseSearch’ fact sheet available at vtac.edu.au](#)

Understand a course entry

1 Course Title **Sector** 2

3 Qualification/award name: minimum duration 4

5 Institution

6 Campus

6 Course code

7 FEE TYPE FT/PT VTAC/DIRECT 8 9

10 COURSE OUTLINE

11 Major studies

12

13 ESSENTIAL REQUIREMENTS AND ADMISSION CRITERIA

Essential requirements for selection and application

Essential requirements for enrolment or graduation

Admission criteria

At a glance

14

15 ATAR PROFILE

1 Course title
The course title tells you the area of study.

2 Sector
This tells you at what level the qualification is, vocational education and training, higher education or higher education graduate entry for people who already have a Bachelor's degree.

3 Qualification/award name
The qualification level refers to the formal title of the course. It could be the award or study (eg Certificate, Advanced Diploma, Bachelor's degree). However, it is really important to look beyond the title when researching a course to ensure it meets your expectations.

4 Minimum duration
The minimum duration is the shortest time in which you can complete the course. Often this is for a full-time student. For part-time students it will typically take longer.

5 Institution and campus
This tells you which institution the course is offered by and, importantly, which of their campuses it is offered at. Some institutions have campuses all around Victoria so it is a part of your research. Please note you'll have to get to the campus.

6 Course code
This is important to note when you put in your application.

7 Fee type
Fee type tells you the course is government subsidised or if you are liable to pay for the entire course. Fee amounts can vary dramatically so this is the thing to consider as a part of your research.

8 Mode
FT tells you the course is offered on a full-time basis. PT tells you the course is offered on a part-time basis. Some courses will be restricted to one mode or the other.

9 Application method
Most courses in CourseSearch require an application through VTAC, but some require you to apply directly to the institution.

10 Course outline
The course outline gives you a summary of the course and subsections may include career opportunities and pathway options. However, this is just an overview. To thoroughly research the course visit the institution's webpage and read the course description on the course structure and subject offerings.

11 Major studies
Major studies are the areas you concentrate on. Note that courses with the same name may offer different major studies.

12 Select your applicant group
A course may have different essential requirements and admission criteria for applicants depending on your educational history and prior life experience. If you are studying and doing it complete well in the year, choose the current Year 12 group. If you are in Year 12, select the group for an idea of what to expect for next year. Be aware these requirements and criteria may change between years.

13 Essential requirements and admission criteria
This is where you will find prerequisite and other requirements and criteria you need to meet to be eligible for selection into a course. Essential requirements are criteria for a course that are compulsory for all applicants. Essential requirements for selection and application must be completed to be considered for entry. Essential requirements for enrolment or graduation are not compulsory for all applicants. Essential requirements for enrolment or graduation may only apply to certain types of applicants or may not be compulsory.

14 At a glance
The at a glance table summarises the essential requirements and admission criteria for the applicant group you have chosen and also tells you which ones are compulsory.

15 ATAR profile
Courses that use the ATAR in selection publish an ATAR profile.

Essential Requirements and Admission Criteria
“What do I have to do to get in?”

ATAR Profile
“How competitive is it to get in?”

What requirements might exist?

Prerequisites

Any IB subjects you must complete to be eligible for an offer

Interview

Personal statement

Audition

Folio presentation

CASPer test

Online test needed for most teaching courses

Subject adjustments

Extra points for completing IB subjects relevant to the course

SEAS

Special consideration

Two types of essential requirements

Essential requirements for selection and application

- Prerequisites
- Interview
- Audition
- Pre-selection kit

You need to complete these to apply and receive an offer

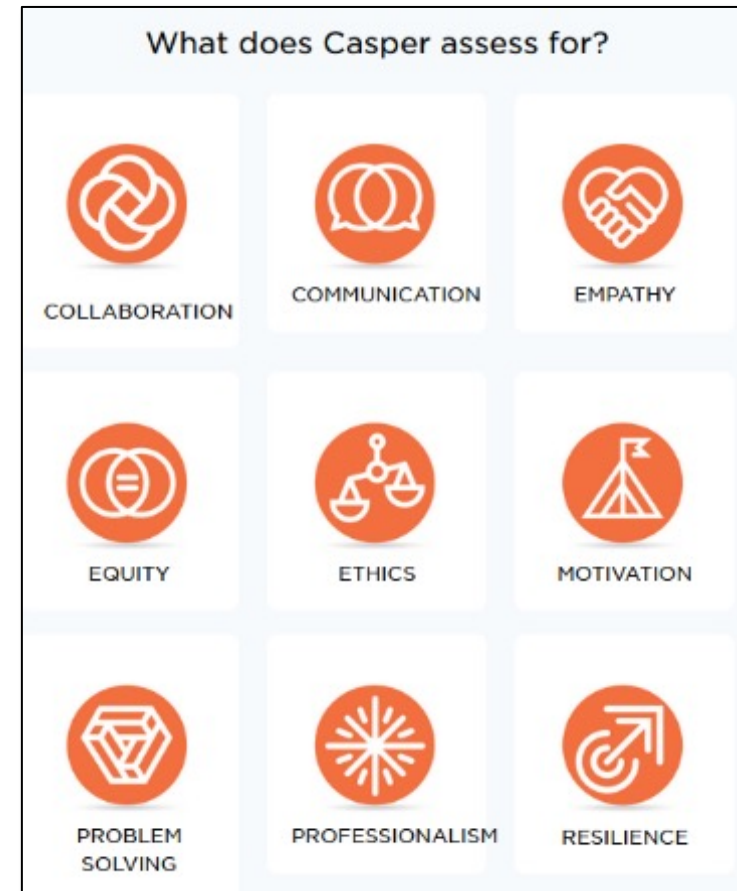
Essential requirements for enrolment or graduation

- Immunisations
- Police check
- Working with Children Check

You don't need to complete these until you have successfully received an offer

Casper test – Note: New Weblink ‘takealtus.com’

- Online test required for most undergraduate teaching courses in Victoria and some nursing courses
 - Run by Altus Assessments
 - Taken online at specific dates and times
 - Listed under essential requirements if used by a course
 - Website is now takealtus.com instead of takecasper.com
- Only need to complete ‘Snapshot’ if specified by course
- Written statement in lieu of Casper for some institutions
- Minimum selection rank of 70.00 still applies for initial teacher education courses
- Last date is mid November TBC
- Visit: <https://takealtus.com/dates-times/>



Casper test

Step 1: Select the country which the school you are applying to resides in:

Australia / New Zealand

Canada

Qatar

United Kingdom

United States of America

Step 2: Select the program(s) you are applying to:

Allied Health Sciences

Nursing

Postgraduate Medicine

Postgraduate Teacher
Education

Specialist Medical Education

Undergraduate Teacher
Education

Veterinary Science

Veterinary Science NZ

Only programs with the same test can be selected together.

Casper test

Your test is:

CSP-10409 – Australian Undergraduate Teacher Education

When reserving your test date, be sure to reference this code to ensure you are taking the correct version of the Casper test.

Altus Suite for Australian Undergraduate Teacher Education comprises of the following 2 assessments:

- **Casper**
- **Snapshot**

Casper can only be written once per cycle for Australian Education. Note: the deadlines differ for a university depending on your application method

Step 3: Select the school(s) you are applying to:

Australian Catholic
University

Deakin University

Federation University

La Trobe University

Monash University

RMIT University

Swinburne University

Victoria University

Nursing courses: English language declaration

- ANMAC requires that applicants complete an English language declaration form to be eligible for an offer into accredited nursing or midwifery courses
- VTAC collects this declaration for all nursing/midwifery preferences via the VTAC account
- The declaration is available once a nursing course has been listed, and only needs to be completed once, even if additional nursing courses are later added.
- Applicants who have listed a nursing course will be emailed with instructions and reminders

Essential requirements for selection and application

English language proficiency for Nursing and Midwifery

Compulsory: Applicants must demonstrate English language proficiency either by providing a written declaration that English is their primary language or evidence that they have achieved the minimum English language test results as specified in the Nursing and Midwifery Board of Australia's (NMBA) English language skills registration standard. VTAC will contact applicants for this course to advise them of the instructions to provide this declaration through their VTAC user account.

The ATAR profile

- This information helps applicants to understand how competitive entry is for a particular course
- This is information from last year's selection process as a guide for next year
- Some institutions may additionally provide links to ATAR profiles which include direct applicants

The following ATAR profile was created on 15 January 2020 and includes all 2020 offers for this course made up to and including the January round. This data includes VTAC applicants only.

Course code	Campus	ATAR			Selection rank		
		(excluding adjustment factors)			(ATAR plus any adjustment factors)		
		Highest	Median	Lowest	Highest	Median	Lowest
1200110371	Ballarat	60.30	52.90	48.95	68.20	62.00	59.30
1200210371	Melbourne	82.20	58.65	49.15	83.65	65.05	58.50

Publishing information (ATAR-based selection only)

ATAR		
1	Mel	95.00 ATAR
2	Geri	90.00 ATAR
3	Victoria	85.00 ATAR
4	Emma	80.00 ATAR
5	AJ	75.00 ATAR
6	Howie	70.00 ATAR

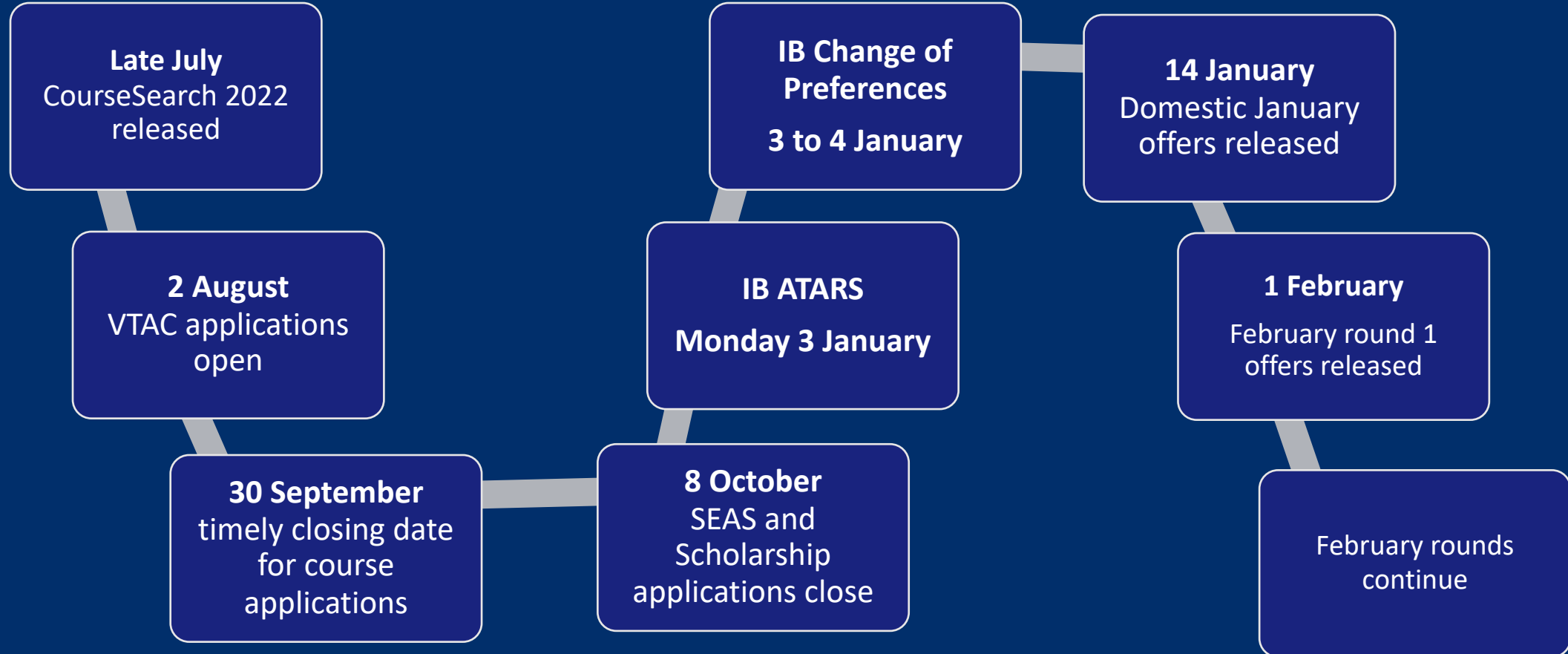
Lowest ATAR to receive an offer

Lowest selection rank to receive an offer

Selection rank		
1	Mel	95.00 ATAR = 95.00 selection rank
2	Geri	90.00 ATAR + subject adjustment = 94.00 selection rank
3	AJ	75.00 ATAR + SEAS + subject adjustment = 86.00 selection rank
4	Victoria	85.00 ATAR = 85.00 selection rank
5	Emma	80.00 ATAR = 80.00 selection rank
6	Howie	70.00 ATAR = 70.00 selection rank

Steps to apply

Key dates



Creating a VTAC account

The following personal details are required:

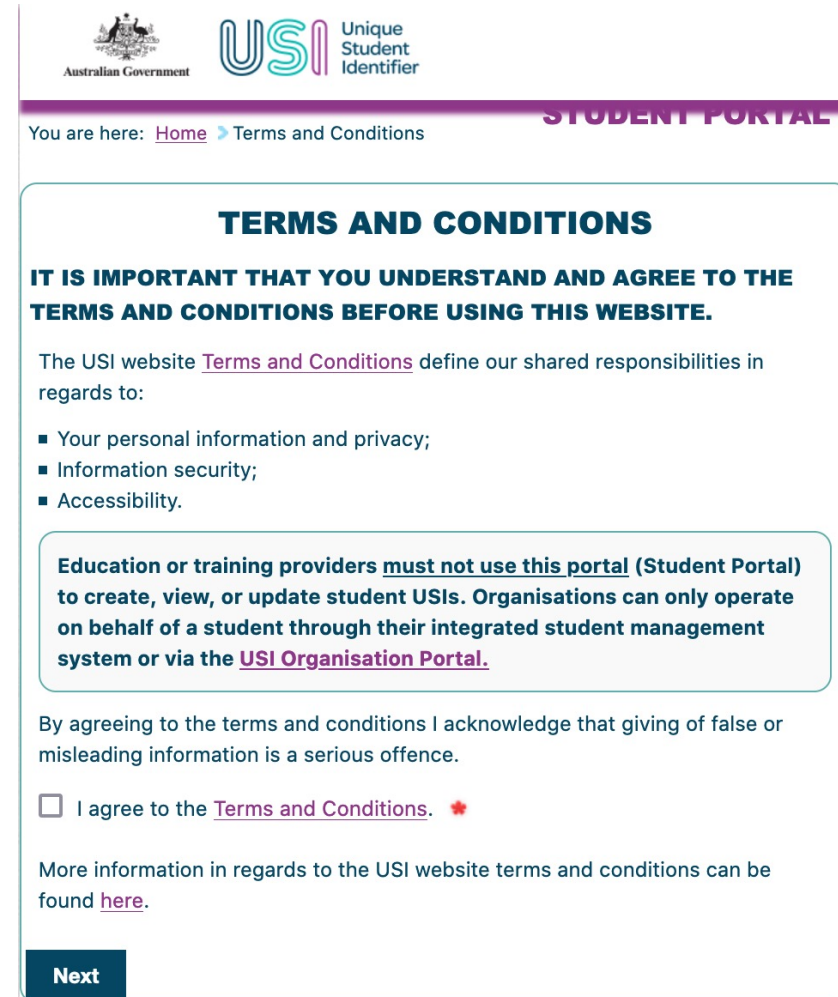
- Full name
- Gender
- Date of birth
- Citizenship details (including passport details and visa information for international students)
- **IB candidate number (eg: abc123 – case sensitive)**
- Mailing address
- Phone number
- Email address
- **USI Number (now mandatory)**

Are you currently studying the Victorian Certificate of Education (VCE, any unit level), Victorian Baccalaureate (VB), a standard interstate Australian year 12, or the International Baccalaureate (IB) in Australia or New Zealand?

- Yes, studying VCE, VB, or standard interstate Australian year 12
- Yes, studying IB in Australia or New Zealand
- No


Unique student identifier (USI)

- Unique student number issued by Australian Government
- **Required** to create a VTAC account, as all students commencing tertiary courses must now have a USI
- Can be created (or retrieved if forgotten) at usi.gov.au



The screenshot shows the 'STUDENT PORTAL' page for the Unique Student Identifier (USI). At the top left, there is the Australian Government logo and the USI logo. Below the logos, it says 'You are here: [Home](#) > [Terms and Conditions](#)'. The main heading is 'TERMS AND CONDITIONS'. Below this, a bold statement reads: 'IT IS IMPORTANT THAT YOU UNDERSTAND AND AGREE TO THE TERMS AND CONDITIONS BEFORE USING THIS WEBSITE.' The text continues: 'The USI website [Terms and Conditions](#) define our shared responsibilities in regards to:' followed by a bulleted list: 'Your personal information and privacy;', 'Information security;', and 'Accessibility.' A highlighted box contains the text: 'Education or training providers **must not use this portal** (Student Portal) to create, view, or update student USIs. Organisations can only operate on behalf of a student through their integrated student management system or via the [USI Organisation Portal](#).' Below this, it says: 'By agreeing to the terms and conditions I acknowledge that giving of false or misleading information is a serious offence.' There is a checkbox for 'I agree to the [Terms and Conditions](#).' with a red asterisk. At the bottom, it says: 'More information in regards to the USI website terms and conditions can be found [here](#).' A 'Next' button is located at the bottom left of the page.

VTAC account

LOGOUT







[HOME](#) [PERSONAL DETAILS](#) [COURSE APPLICATION](#) [PERSONAL STATEMENT](#) [SPECIAL CONSIDERATION \(SEAS\) APPLICATION](#) [SCHOLARSHIP APPLICATION](#) [SUBMIT SUPPORTING DOCUMENTS](#) [ADMISSIONS TESTS \(STAT\)](#) [COURSE OFFERS](#)

Janelle Monae
ID: 46348437L

You have **1 unread messages**

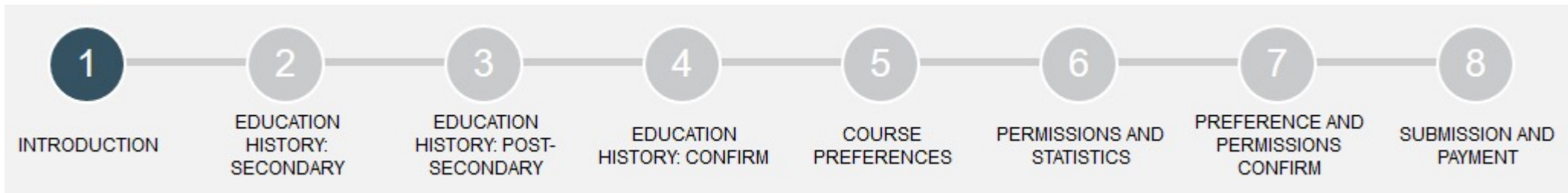
Welcome to your VTAC user account. Use the navigation bar at the top of the screen to view/amend your information.

ACCOUNT SUMMARY

 <p>Fee Summary View due dates</p>	 <p>Making an application Make a course application Scholarship application</p>	 <p>Personal Details Change your PIN Change your contact details Other name(s)</p>
 <p>Results and Offers</p>	 <p>Coversheets</p>	 <p>VTAC Resources Ask VTAC CourseSearch VTAC website VTAC Blog Help Centre</p>

[CONTACT US](#) | [FAQS](#)

Course application stages



- First claim pre-filled based on student number provided when creating an account
- Answer **no** to VCAL question

- If additional studies, answer 'yes' to complete claim two

Secondary studies: claim 1

1. What year will you/did you last attempt/complete your secondary studies?

1.1 What is the HIGHEST year level you attained, eg year 9, 10, 11, 12 etc?

If studying overseas and your highest year attained is year 13, select year level 12

2. Where do you / did you do this secondary study?

Australia New Zealand Overseas

3. Which state do you / did you do this secondary study

4. Enter the school name:

5. Australian year 12 Student number (if known) (optional)

5.1. Did you undertake any Victorian Curriculum of Applied Learning (VCAL) courses during the year entered in question 1?

Yes No

Did you complete any senior secondary subjects:

- In a year other than what you entered above (e.g. you completed a year 12 subject in year 11) OR
- As part of a different curriculum or qualification (e.g. an IB subject)?

Yes No

Preferences - Applying for courses

- **List up to eight courses/institutions**
- **Preference order** – always list courses in the order you want to get into them
- **To add course preferences:** Select institution and/or course or type in the course code.
- **To move a course** on the preference list use the up/down buttons.
- **To delete a course** use the x button.
- **Early-closing courses** - can't be re-added to the preferences list after their closing date
- Use the qualification level filter to ensure you are applying for the correct course level i.e. Undergraduate, Diploma etc. if you are not sure ask for help.

Your most wanted course should be listed at 1.

Institution:
Select

Qualification level (optional):
Show all

Course:
Select

[COURSE DETAILS](#) [ADD COURSE TO PREFERENCE LIST](#)

List of course preferences

	Course code	Course name		
1	<input type="text"/>		▼	x
2	<input type="text"/>		▲ ▼	x
3	<input type="text"/>		▲ ▼	x
4	<input type="text"/>		▲ ▼	x
5	<input type="text"/>		▲ ▼	x
6	<input type="text"/>		▲ ▼	x
7	<input type="text"/>		▲ ▼	x
8	<input type="text"/>		▲	x

[EXIT](#) [SUBMIT](#)

Course application: payment

- 2021 timely application fee for current year 12 students: \$42
- Late fee \$122 / very late \$159
- Application fees are paid using a credit or debit card via PayPal (PayPal account is not required)
- We encourage applicants to make payment at the time of submitting an application, but this can be paid later:

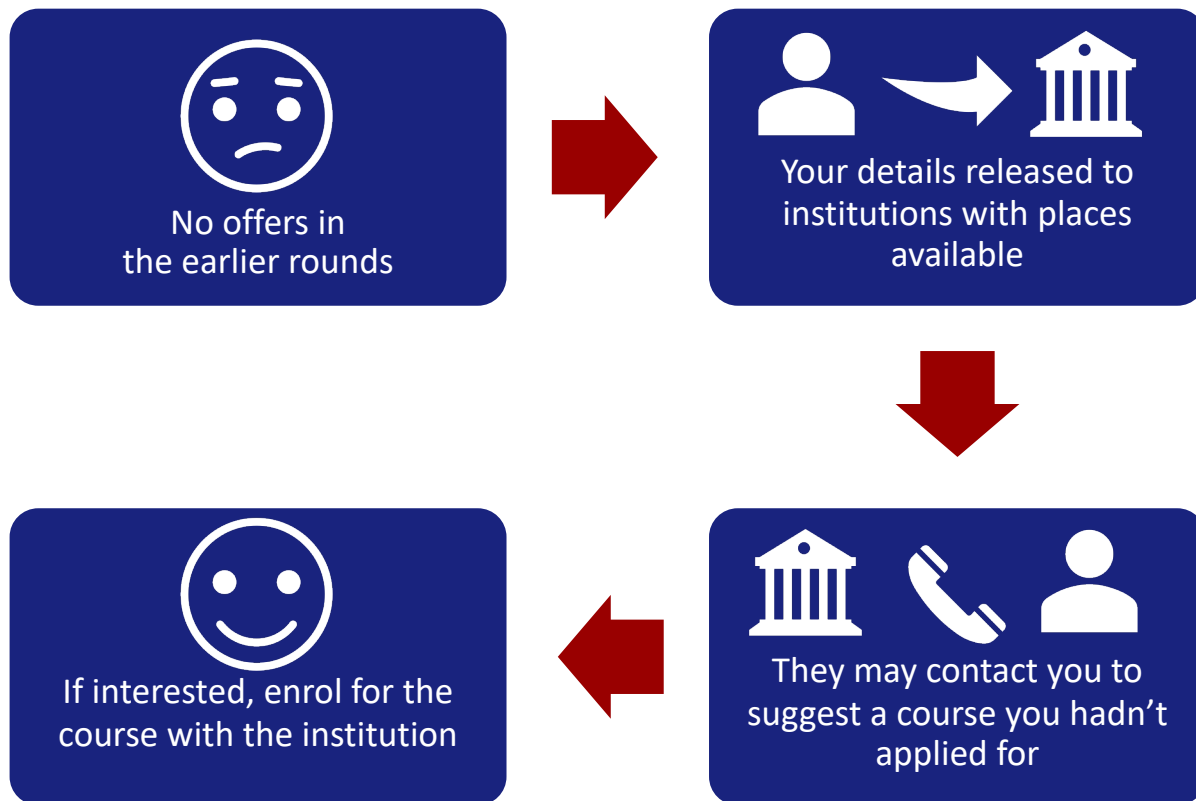
Applying Interstate

Applications for most interstate undergraduate courses are processed by the tertiary admissions centre in the same state as the institution. Dates and fees may differ across tertiary admissions centres. Link <http://www.vtac.edu.au/applying/courses/interstate.html>

Check these websites below for dates and fees:

- ACT/NSW: Universities Admissions Centre (UAC) (www.uac.edu.au)
- NT: To apply for undergraduate and postgraduate courses at Charles Darwin University, you must apply through South Australian Tertiary Admissions Centre (SATAC) (www.satac.edu.au)
- QLD: Queensland Tertiary Admissions Centre (QTAC) (www.qtac.edu.au)
- SA: South Australian Tertiary Admissions Centre (SATAC) (www.satac.edu.au)
- TAS: University of Tasmania (www.utas.edu.au)
- WA: Tertiary Institutions Service Centre (TISC) (www.tisc.edu.au)

Supplementary offers



INFORMATION RELEASE

1. VTAC is currently negotiating with the media to publish offer names on their media platforms (print, digital) for first and second offer intakes in 2017.

If the negotiations are successful do you give permission for VTAC to publish your name and offer details in the media (print, digital)


Yes No

2. Supplementary offers is a service that allows courses with vacancies to make offers to applicants who have received no offers up until and including Round two for 2017. In the event that you don't receive any offers for the first and second intakes in January and February 2017 we need your consent before we forward your details onto courses with vacancies. You can **opt out** of this process at any time

Do you consent to have your personal details provided to general tertiary courses with vacancies so that you may participate in the Supplementary Offer process?

Yes No

Change of Preference



- After applying, you can change your course preferences free-of-charge as many times as you like while Change of Preference is open
- Check the deadlines carefully prior to the start of each round
- The first deadline for IB Students for the January offer round is **4pm Tuesday 4 January**.
- Get your preferences in the order you want by this date to maximise your chance of getting the offer you want

SEAS (special consideration) and Scholarships





Special Entry Access Scheme (SEAS)

- SEAS is the special consideration program used by most tertiary institutions in Victoria
- Filling out a single SEAS application will cover all of your eligible preferences
- Relates to circumstances beyond your control which have negatively affected your education
 - **Also includes: Category 1 (Personal Information and Location) – everyone should apply**
- SEAS allows selection officers at institutions to grant special consideration for course entry to applicants.
- LINK: <https://www.vtac.edu.au/access.html>

***Early feed back for submission due by 18 September**

***Final submission date to be considered is 9 October**

What can SEAS do?

Applicants in ATAR order			
1	Mel	95.00 ATAR = 95.00 selection rank	
2	Geri	90.00 ATAR +subject adjustment = 94.00 selection rank	
3	Victoria	85.00 ATAR = 85.00 selection rank	
4	Emma	80.00 ATAR = 80.00 selection rank	
5	AJ	75.00 ATAR + SEAS + subject adjustment = 86.00 selection rank	
6	Howie	70.00 ATAR = 70.00 selection rank	

- SEAS does not exempt you from completing essential requirements and compulsory admission criteria.
 - You must study course prerequisites, attend all interviews, sit any required tests, and submit all required folios and forms.
- SEAS is not a guaranteed entry scheme or reserved quota, but may allow you to gain entry to a course with a lower ATAR than otherwise

Special Entry Access Scheme (SEAS)

- One application form covering special consideration for 27 institutions



Increases the selection rank of eligible applicants to compensate for disadvantage



SEAS is not a separate quota or pool of places. Selection is still competitive.



Consideration is applied in accordance with each institution's policy, so may be different between courses.



SEAS does not exempt applicants from essential requirements and admission criteria, e.g. prerequisites



Application completed online, available in the VTAC account after submitting course preferences.



The outcome of a SEAS application is confidential and not disclosed to the applicant.

SEAS categories

Category 1: Personal information and location

- As simple as ticking a box
- All applicants should apply for this category

Category 2: Disadvantaged financial background

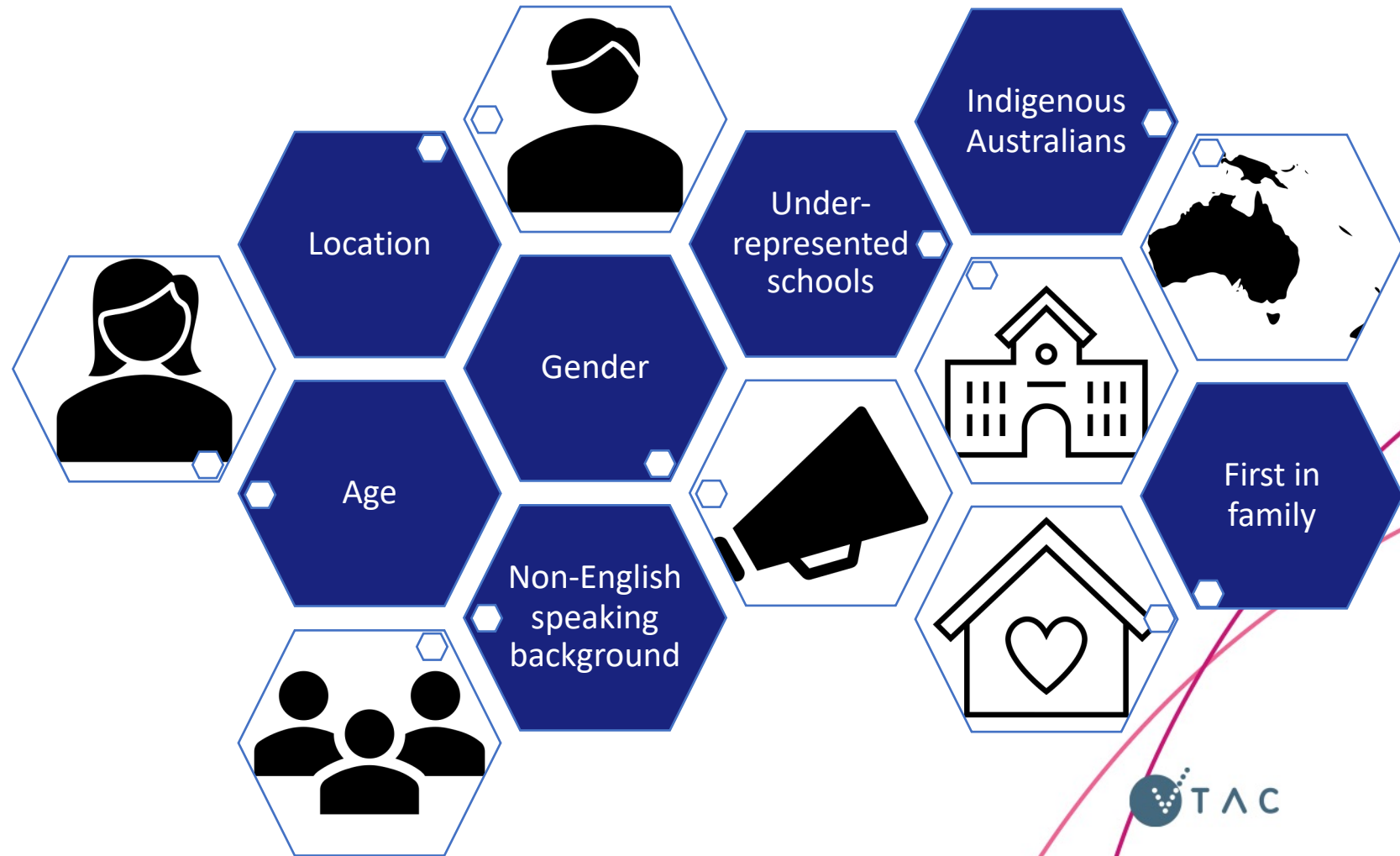
Category 3: Disability or medical condition

Category 4: Difficult circumstances

- E.g. disruption to living situation, affected by illness or death of relative/friend, natural disaster, refugee status, impact of COVID-19 remote learning

Category 1 – Personal Information and Location

- Consideration for circumstances based on information applicants have already provided (no documentation needed).
- **All applicants should apply for this category.**
- Now selected by default when the SEAS application is opened



Category 2 – Disadvantaged financial background


- Applies to applicants whose daily life is affected by financial disadvantage.
- Includes:
 - Receipt of Centrelink benefits
 - Being a dependent of a parent or guardian who is in receipt of Centrelink benefits
 - Excessive financial obligations
 - Individual or family economic hardship
 - Individual or family poverty

Category 2 – Evidence



123456789A
(applicant's
own CRN)


OR



Documentary evidence of benefit or FTB in immediate family


Check date requirements on VTAC website

OR



act statement

+



Statement of support



Do not supply tax file numbers to VTAC

All TFNs should be redacted prior to submitting documentation to VTAC

SEAS documentation – categories 3 & 4

Specific processes for: sexual assault, family violence, homelessness, formal out-of-home care, refugees/asylum seekers, bushfires, and COVID-19 remote learning. Follow the instructions on the SEAS application form.

All other conditions/circumstances:

- Impact statement – written by applicant
- Statement of support – written by health practitioner or relevant responsible person

Impact statements without an accompanying statement of support will not be considered.

- For more information about SEAS documentation, visit <https://www.vtac.edu.au/seas.html>

Category 3 – Disability or medical condition

- Must provide an impact statement and a statement of support **from a health practitioner**.
- Health practitioners include, but are not limited to, GPs, physiotherapists, psychologists, counsellors in the field of health and school nurses.
- If the applicant is unable to provide a statement from a health practitioner, a statement of support provided by a non-medical counsellor, coordinator or teacher may be accepted as a last resort.
- Important to start making appointments early to ensure statements of support are ready before the closing date.

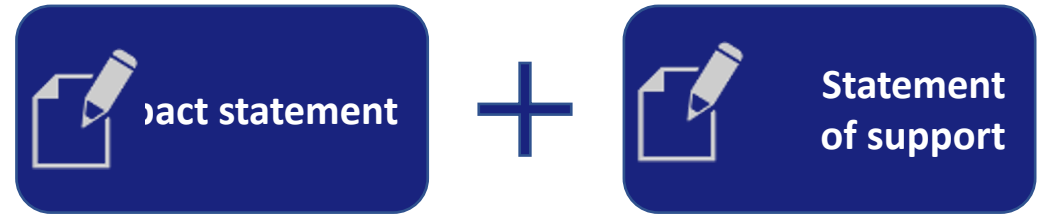


+



Category 4 – Difficult circumstances

- Education affected by family or life events
- Any circumstances which are both:
 - beyond the applicant's control, and
 - not already covered by a previous category
- Examples include:
 - Disruption to living situation
 - Illness of a friend or family member
 - Affected by death of relative/friend
 - Natural disaster (e.g. bushfires)
 - Bullying
 - Being a refugee or asylum seeker
 - Issues associated with gender identity
 - Impact of COVID-19 on family



OR

Streamlined evidence requirements for:

- Specified high-impact circumstances (homelessness, sexual assault, family violence, formal out-of-home care)
- Refugee or asylum seeker circumstances
- Summer 2019-2020 bushfires
- COVID-19 remote learning

4.2 Do your difficult circumstances relate to any of the following?

Yes No

- Domestic/Family violence
- Homelessness
- Sexual Assault

4.3 Do your difficult circumstances relate to formal out-of-home care?

E.g. foster care, residential care, kinship care or been a ward of the state. For more information on types of out-of-home care, please visit <http://www.education.vic.gov.au/school/teachers/health/Pages/whatoohc.aspx>

Yes No



Letter from government or community organisation confirming circumstances

Streamlined remote learning impact process

- Part of SEAS Category 4 (difficult circumstances), covering remote learning impacts over 2020 **and** 2021
- Students will rate their level of impact in specific areas via the SEAS application form
- Schools will provide a single overall rating for each student via VTAC CourseLink
- No written statements needed for remote learning impacts



+



Category 4: COVID-19 remote learning impact

Some things affected **everyone**, for example:

Disruption during the switch to remote learning, social disconnection, lack of ability for group study, uncertainty and difficulty focusing, too much screen time




Impact of these already reflected in the ATAR:

The ATAR is a **rank**, not a score. All year 12 students might perform to a slightly lower level than usual because of COVID-19 disruptions, but this will not lower your ATAR because the ATAR is a **rank** showing your **relative performance** compared to everyone else.

Some remote learning issues affected people **differently**, for example:

Internet access issues, lack of a suitable tablet or computer, unsuitable workspace at home, not being able to access practical materials




Apply for SEAS Category 4:

A streamlined form as part of this category allows you to indicate the level of disadvantage you personally experienced due to remote learning.

Some people were affected **beyond the remote learning issues**, for example:

Economic hardship caused by COVID-19 restrictions, mental health conditions arising from or exacerbated by COVID-19, family violence, extra caring responsibilities for siblings



Submit a regular SEAS application

Follow the instructions for a Category 3 (medical/disability) or Category 4 (difficult circumstances) application and provide the supporting documents requested to ensure you receive full consideration.

CAT 4 Sample Streamlined process - Impact statement is optional for this section

4. 6 Has your ability to study been adversely affected by remote learning measures put in place due to the COVID-19 pandemic?

Yes No

Select the response that best describes your circumstances during the period of remote learning	None of the time	Some of the time	Most of the time	All of the time
I had reliable internet access	<input type="radio"/>	<input type="radio"/>	<input checked="" type="radio"/>	<input type="radio"/>
I had a suitable device for online learning, such as a desktop computer, laptop, or tablet	<input type="radio"/>	<input type="radio"/>	<input type="radio"/>	<input checked="" type="radio"/>
I had to share a device with other people in my household using it for their own online learning or remote working	<input checked="" type="radio"/>	<input type="radio"/>	<input type="radio"/>	<input type="radio"/>
I had a suitable/quiet workspace at home	<input type="radio"/>	<input type="radio"/>	<input type="radio"/>	<input checked="" type="radio"/>
My online learning was impacted because I was unable to access practical equipment necessary for my specific subjects (e.g. science equipment, art supplies, group musical performance)	<input checked="" type="radio"/>	<input type="radio"/>	<input type="radio"/>	<input type="radio"/>



You do not need to write an impact statement or provide evidence of interruptions to your education as a result of remote learning. By answering yes to this question, you give VTAC permission to notify your school that you have applied for special considerations due to COVID-19 remote learning. VTAC will then request information from your school to ensure you receive the appropriate level of consideration.

If you need to provide further information about how COVID-19 has impacted you beyond the circumstances above, you must also complete the impact statement below and provide a statement of support.

***If you need to provide further information about how COVID-19 has impacted you beyond the circumstances above, you must also complete the impact statement sample below and provide a statement of support.**

Impact Statement

Complete this section:

- If your education has been disadvantaged by difficult circumstances other than those listed above
- To provide additional information about the above circumstances

5. Would you like to write an impact statement?

Yes No

5.1 Briefly provide a timeline for each circumstance.

Text is limited to 500 characters, including spaces.

In 500 characters or less briefly describe and provide a timeline of each circumstance.

5.2 Explain how the circumstance(s) listed above impacted on your education.

Text is limited to 1500 characters, including spaces.

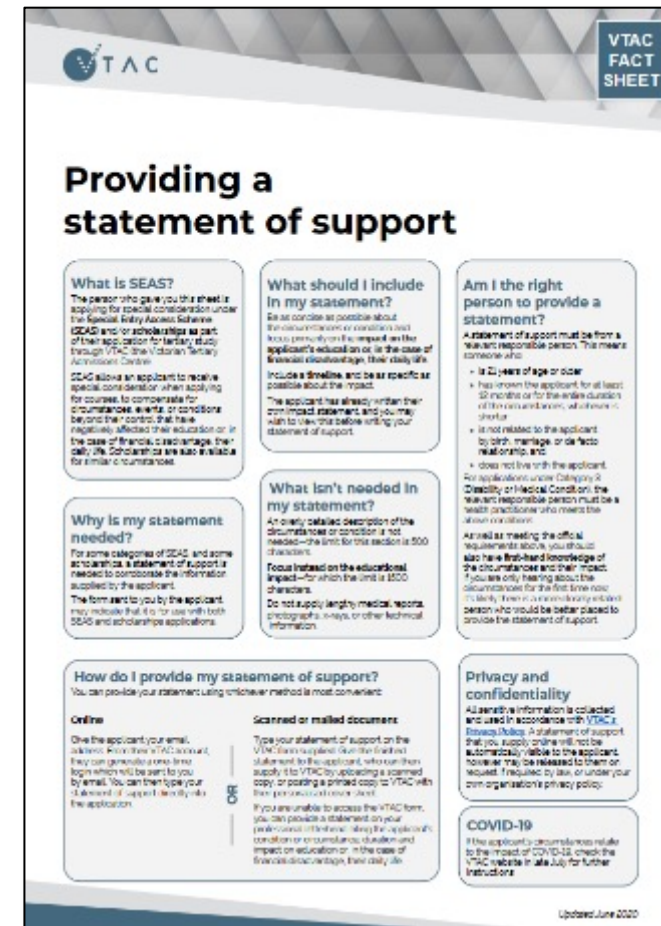
In 1,500 characters or less explain how the circumstances listed above, impacted on your education.



You will need to provide a statement of support for Category 4 from a responsible person who is not related to or living with you and can verify your circumstances and their educational impact. Alternatively, you can provide a supporting statement from a community or government agency if prompted to do so during this application. If you have claimed asylum seeker or refugee circumstances, please also provide a copy of your visa grant notice if available. SEAS supporting documentation must be submitted before the SEAS closing date.

Supporting evidence

- Impact statements (written by the student) and supporting statements (written by a relevant responsible person) should both focus on the **educational impact** of the condition or circumstance
- Applicants can provide their responsible person with a fact sheet which explains this and provides other context



VTAC
VTAC
FACT SHEET

Providing a statement of support

What is SEAS?
The person who gives you this sheet is applying for special consideration under the Special Entry Access Scheme (SEAS) and/or scholarships as part of their application for tertiary study through VTAC, the Victorian Tertiary Admissions Centre.
SEAS allows an applicant to receive special consideration when applying for courses to compensate for circumstances, events, or conditions beyond their control that have negatively affected their education or, in the case of finance, scholarship, the only life. Consideration is not available for a minor circumstance.

What should I include in my statement?
Be as concise as possible about the circumstance or condition and focus primarily on its impact on the applicant's education or, in the case of finance, scholarship, their study life.
Include a timeline and be as specific as possible about the impact.
The applicant has already written their own impact statement and you may wish to view this before writing your statement of support.

Am I the right person to provide a statement?
A statement of support must be from a relevant responsible person. This means someone who:
• is 21 years of age or older
• has known the applicant for at least 12 months or for the entire duration of their education, whichever is shorter
• is not related to the applicant by birth, marriage, or de facto relationship, and
• does not live with the applicant.
For applications under Category R (Disability or Medical Condition), the relevant responsible person must be a health practitioner who meets the above conditions.
Arrived at meeting the official requirements above, you should also have first-hand knowledge of the circumstance and their impact. Focus on only hearing about the circumstance for the first time now. To verify, meet in a non-identity-related person who could be better placed to provide the statement of support.

Why is my statement needed?
For some categories of SEAS, and some scholarships, a statement of support is needed to corroborate the information supplied by the applicant.
The form sent to you by the applicant may include that it is to use with both SEAS and scholarship applications.

What isn't needed in my statement?
An overly detailed description of the circumstance or condition if not needed—the limit for this section is 500 characters.
Focus instead on the educational impact—for which the limit is 1500 characters.
Do not supply lengthy medical records, photographs, x-rays, or other technical information.

How do I provide my statement of support?
You can provide your statement using whichever method is most convenient.

Online
Give the applicant your email address. As soon as the VTAC account they can generate a one-time login which will be sent to you by email. You can then type your statement of support directly into the application.

Scanned or mailed documents
Type your statement of support on the VTAC form supplied. Scan or print and make sure to supply it to VTAC by uploading a scanned copy, or posting a printed copy to VTAC with their personal access sheet.
If you are unable to access the VTAC form, you can provide a statement on your preferred method, using the applicant's condition or circumstance, duration and impact on education or, in the case of finance, scholarship, their study life.

Privacy and confidentiality
All sensitive information is collected and used in accordance with VTAC's Privacy Policy. A statement of support that you supply online will not be automatically visible to the applicant, however, it may be released to them or required, if required by law, or under your own organisation's privacy policy.

COVID-19
If the applicant's circumstances relate to the impact of COVID-19, check the VTAC website in late July for further instructions.

Updated June 2020

Providing documents: three options

Method	How to do it	How to check it
Upload	Upload from ' Submit SEAS / Scholarships documents ' tab in VTAC account (Best submitted before September 18 to ensure feedback if more information is required)	Go to ' Submit SEAS / Scholarships documents ' in VTAC account to see list of files uploaded (can view files)
Online statement of support	Generate link and enter responsible person's email address on ' Submit SEAS / Scholarships documents ' tab of VTAC account	List of generated requests and submissions status on ' Submit SEAS / Scholarships documents ' in VTAC account
Hard copy documents	Print coversheet from ' Submit SEAS / Scholarships documents ' tab of VTAC account, mail to VTAC.	List of scanned documents and date received available on ' Submit SEAS / Scholarships documents ' tab of VTAC account (can't view documents)

Scholarships

- VTAC collects scholarship applications for many institutions
 - One application for many institutions
- Scholarships are not just for academic performance
- Many equity scholarships have similar documentation requirements to SEAS
 - Statements must be submitted separately for each using the correct coversheet.
- List of scholarships available on the VTAC website
 - Including some scholarships which require their own separate application
 - Link: <https://www.vtac.edu.au/access.html>

Final submission date to be considered is 8 October



Personal Statements

- The VTAC Personal Statement is available for applicants to provide to selection officers relevant information that is not collected as part of the VTAC course application. It allows you to provide information about your:
- Motivation for study
- Work experience
- Community experience
- Academic performance
- Languages other than English
- Other relevant information
- Think about highlighting anything relevant from your CAS!

Submission date to be considered is **3 December**

Final edit date is **Tuesday 4 January**



Lists of scholarships on the VTAC website

Scholarships available through VTAC

Summary: Find out which scholarships VTAC processes.

This table lists the scholarships that you apply for through VTAC. To apply for these awards (scholarships or bursaries) you must submit a VTAC application for consideration. For most listed scholarships you will automatically be considered when you complete your VTAC application.

Scholarship Name	Scholarship Details	Eligibility	Priority	Application	Amount
Commonwealth	Commonwealth Bursary	Yes	No	Automatically	\$1,500 per semester
Health	Health Research Bursary	Yes	No	Automatically	Varies from \$1,000 to \$5,000
Commonwealth	Commonwealth Bursary	Yes	No	Automatically	\$1,500 per semester
Health	Health Research Bursary	Yes	No	Automatically	Varies from \$1,000 to \$5,000
Commonwealth	Commonwealth Bursary	Yes	No	Automatically	\$1,500 per semester
Health	Health Research Bursary	Yes	No	Automatically	Varies from \$1,000 to \$5,000
Commonwealth	Commonwealth Bursary	Yes	No	Automatically	\$1,500 per semester
Health	Health Research Bursary	Yes	No	Automatically	Varies from \$1,000 to \$5,000
Commonwealth	Commonwealth Bursary	Yes	No	Automatically	\$1,500 per semester
Health	Health Research Bursary	Yes	No	Automatically	Varies from \$1,000 to \$5,000
Commonwealth	Commonwealth Bursary	Yes	No	Automatically	\$1,500 per semester
Health	Health Research Bursary	Yes	No	Automatically	Varies from \$1,000 to \$5,000
Commonwealth	Commonwealth Bursary	Yes	No	Automatically	\$1,500 per semester
Health	Health Research Bursary	Yes	No	Automatically	Varies from \$1,000 to \$5,000
Commonwealth	Commonwealth Bursary	Yes	No	Automatically	\$1,500 per semester
Health	Health Research Bursary	Yes	No	Automatically	Varies from \$1,000 to \$5,000
Commonwealth	Commonwealth Bursary	Yes	No	Automatically	\$1,500 per semester
Health	Health Research Bursary	Yes	No	Automatically	Varies from \$1,000 to \$5,000
Commonwealth	Commonwealth Bursary	Yes	No	Automatically	\$1,500 per semester
Health	Health Research Bursary	Yes	No	Automatically	Varies from \$1,000 to \$5,000
Commonwealth	Commonwealth Bursary	Yes	No	Automatically	\$1,500 per semester
Health	Health Research Bursary	Yes	No	Automatically	Varies from \$1,000 to \$5,000

Scholarships covered by the VTAC Scholarships application

Scholarships which require a separate application

Scholarships available through institutions

Summary: Find out which scholarships require applications to the relevant institution.

This table lists the scholarships available through VTAC. These are scholarships administered by different institutions. These scholarships may not be applicable for the institution and year level of the relevant course.

Scholarship Name	Scholarship Details	Eligibility	Priority	Application	Amount
Commonwealth	Commonwealth Bursary	Yes	No	Automatically	\$1,500 per semester
Health	Health Research Bursary	Yes	No	Automatically	Varies from \$1,000 to \$5,000
Commonwealth	Commonwealth Bursary	Yes	No	Automatically	\$1,500 per semester
Health	Health Research Bursary	Yes	No	Automatically	Varies from \$1,000 to \$5,000
Commonwealth	Commonwealth Bursary	Yes	No	Automatically	\$1,500 per semester
Health	Health Research Bursary	Yes	No	Automatically	Varies from \$1,000 to \$5,000
Commonwealth	Commonwealth Bursary	Yes	No	Automatically	\$1,500 per semester
Health	Health Research Bursary	Yes	No	Automatically	Varies from \$1,000 to \$5,000
Commonwealth	Commonwealth Bursary	Yes	No	Automatically	\$1,500 per semester
Health	Health Research Bursary	Yes	No	Automatically	Varies from \$1,000 to \$5,000
Commonwealth	Commonwealth Bursary	Yes	No	Automatically	\$1,500 per semester
Health	Health Research Bursary	Yes	No	Automatically	Varies from \$1,000 to \$5,000
Commonwealth	Commonwealth Bursary	Yes	No	Automatically	\$1,500 per semester
Health	Health Research Bursary	Yes	No	Automatically	Varies from \$1,000 to \$5,000
Commonwealth	Commonwealth Bursary	Yes	No	Automatically	\$1,500 per semester
Health	Health Research Bursary	Yes	No	Automatically	Varies from \$1,000 to \$5,000
Commonwealth	Commonwealth Bursary	Yes	No	Automatically	\$1,500 per semester
Health	Health Research Bursary	Yes	No	Automatically	Varies from \$1,000 to \$5,000
Commonwealth	Commonwealth Bursary	Yes	No	Automatically	\$1,500 per semester
Health	Health Research Bursary	Yes	No	Automatically	Varies from \$1,000 to \$5,000



Different types of scholarships

- **Access and equity scholarships:**

- financial disadvantage
- being the first in your immediate family to attend university
- being an Indigenous Australian
- being a refugee or asylum seeker
- having to relocate to attend tertiary study
- intending to live on campus
- having been in formal out-of-home care
- having a disability or medical condition that affects your education
- having experienced difficult circumstances that have affected your education
- community service
- leadership
- being a student from Gippsland committed to regional and rural health and applying to Monash.

- **Indigenous Commonwealth Scholarships**

- **Academic Merit Scholarships**



You can also check out the Demo Applications

You can use the demonstrations to learn the documentation and other requirements for:

1. Creating an account
2. Applying for courses
3. SEAS
4. Scholarships
5. Personal Statements.

These are **demonstration** applications only. To apply for courses, SEAS or scholarships, Create & login to your VTAC account. You can create an account by clicking on 'Sign up' above or from the home page.

For demonstrations visit: <https://www.vtac.edu.au/applying/demos.html>

Results and offers

Calculating the ATAR for IB Students

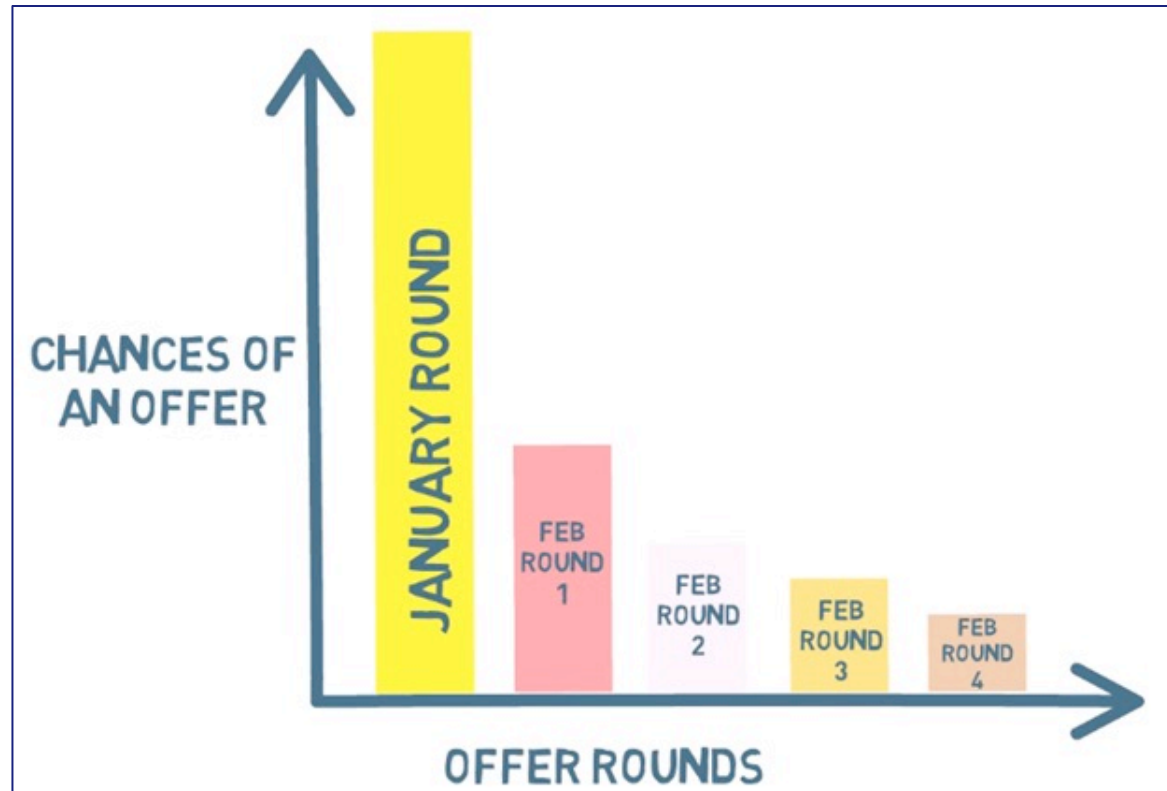
- The Notional ATAR for IB Students is set and is calculated based on the performance of IB students on the last 3 years of the GAT.
- All students who satisfy all the requirements of the IB Diploma will have their results sent from the IBO directly to VTAC.
- VTAC will then convert these IB scores into a Notional ATAR using the table provided.
- Subject Adjustment Points and SEAS will still be applied to IB students by converting the ATAR into an equivalent Aggregate, adding the points and then converting back to an ATAR.

IB Score	Notional ATAR
45	99.95
44	99.75
43	99.45
42	99.10
41	98.55
40	97.90
39	97.10
38	96.25
37	95.20
36	93.90
35	92.60
34	91.30
33	89.50
32	87.70
31	85.90
30	84.10
29	81.85
28	79.85
27	77.60
26	75.35
25	72.70
24	70.20

IB Results released on Monday 3 January 2022

- IB results will be available on the morning of Monday January 3
- The results of all IB students who successfully complete the Diploma are sent to VTAC by the IBO
- From 3pm IB students will be able to make Changes of Preference to their VTAC Courses
- IB Change of Preference will close at 4pm on Tuesday 4 January 2022.
- IB Students can get offers in the January Round 1 Offers on Friday 14 January


Five offer rounds for IB Students



 **Offer advice**
From: VTAC

+

 **Enrolment instructions**
From: Institution

 2pm

 **Accept**

 **Defer**

 **Reject**

 Next day

**Always accept an offer, even if
hoping for a higher preference
next round**

Always accept an offer



The offer process will continue regardless of whether you have accepted or rejected your offer.

The offer process continues and you will be automatically considered for any higher preferences

Your most wanted course should be listed at 1.

Institution:

Course: [Course details](#)

[Add course to preference list](#)

	Course code	Course name			
1	1400514271	Teaching-Primary (Deakin University, Melbourne Burwood Campus)		↓	X
2	2800710031	Education (Honours) Primary Education (Monash University, Peninsula)	↑	↓	X
3	2800126271	Education (Honours) Primary and Secondary Education (Monash University, Berwick)	↑	↓	X
4	2800710281	Education (Honours) Primary and Secondary Health and Physical Education (Monash University, Peninsula)	↑	↓	X
5	4301040261	Education (P-12) (Victoria University, Footscray Park) [Offered in early round]	↑	↓	
6	1200211371	Teacher Education-Primary (Australian Catholic University, Melbourne)	↑	↓	X
7	1400514181	Teaching-Secondary/Arts (Deakin University, Melbourne Burwood Campus)	↑	↓	X
8			↑	↓	X

Higher preference courses. Automatically considered in future rounds.

Offered course – can't be removed but can be moved

Lower preferences. Not considered unless moved above offered course.

If something went wrong

Forgot to pay?	Forgot to apply?
<p>Special late payment open after January round. Students will be considered for courses from February round 1 onwards.</p>	<p>Students can make a January application. Not all courses will be available; consideration from February round 1 onwards.</p>

Remember: the ATAR isn't everything

- It's just a tool for getting into (some) tertiary courses
- Many courses use criteria instead of, or in addition to, the ATAR
- Your **selection rank** for a particular course may be higher than your ATAR due to published adjustment factors.

Getting support:

- Talk to your School's careers practitioner: bronte.howell@preshil.vic.edu.au
- Instructions, videos, and fact sheets on the VTAC website: vtac.edu.au
- Call VTAC on (03) 9926 1020
- Email us through your VTAC account
- Send VTAC a Facebook message