


# Welcome to Compass

A guide for parents and families of PRIMARY STUDENTS

A vertical purple bar is located on the left side of the slide.

Our school uses **Compass**  
as our Parent Portal

## What does Compass do for me?

Using Compass allows you to access up-to-date and meaningful information about our school and your child's progress. Compass includes many different features, including the ability to:

- Monitor your child's attendance, and enter an explanation for absence or lateness
- Communicate with your child's teachers, and update your family contact details
- View your child's timetable and the school calendar
- Monitor your child's homework and assessment tasks
- Download and view your child's progress and semester reports
- Book parent-teacher conferences
- Pay and provide consent for events and school fees

Our school will advise parents when each of these features becomes available for parent use.

## Accessing Compass

Compass is a web-based system that is accessible on any modern web browser (Internet Explorer, Firefox, Chrome, Safari) or by using the Compass iOS or Android apps. Search for 'Compass School Manager' in the store.

Every family receives a separate login to Compass which will be provided to you by our school. To access the parent portal, go to our school website and click the Compass link on the homepage.

Alternatively, if you are having trouble finding the Compass link you can go to <http://schools.compass.edu.au> where you can search for and find our school's direct URL.



## Logging in to Compass

To log in you will require your unique family username and password. These details will be provided to you by our school.

Upon first login, you will be required to change your password and confirm your email address and mobile phone number. These details may be used by our school for SMS, password recovery and email communication throughout the year.

If you have lost your details or forgotten your password, you can recover your details by clicking the 'Can't access your account?' link on the front page.

**Please note:** This booklet provides an overview of key features within Compass, our school may not have yet enabled all of these modules at this time.

# The Compass homescreen

The home screen provides you with relevant alerts and news, as well as quick access to your child's profile.

## School Calendar

View details of upcoming events, your child's timetable and other relevant school-wide activities.

## Your children

Provides you with a quick summary of available options and highlights a summary of upcoming and overdue tasks.

To access more information click on the relevant quick link or select Profile to access detailed information about your child.

Home | Calendar | Edit | Grid | Users | Mr Micky ALLAN | Settings


## Welcome to the Hogwarts P-12 Portal

Use the links listed for each of your children to explore the portal. Please keep your mobile phone number and email address up to date (Tools > Update My Details). The school will use this to contact you regarding attendance, events, news and more.

### Michelle ALLAN

- Profile (Attendance, Schedule, Reports)
- Send email to Michelle's teachers
- + Add Attendance Note/Approval (Approved Absence/Late)
- View Academic Reports
- Book Parent Teacher Interviews
- 1 overdue learning task
- 1 learning task due in the next week

## Compass




### My News

- Course Confirmation/School Payments**  
Course confirmation and/or school payments available for completion.  
[Click here to proceed](#)
- Event Consent/Payment Required**  
There are 1 event(s) awaiting your consent and/or payment.  
[Click here for more information](#)
- Attendance: Attendance Note/Approval Required**  
Michelle was recorded as 'not present' or 'late' without explanation.  
[Click here for more information](#)

### Winners!

Congratulations to our Quidditch Team winning the World Cup!  
4 days ago by Severus SNAPE



## Main Menu

Allows you to access other Compass and school resources. The tools icon allows you to update your contact details and change your password.

## Alerts

Custom notifications for items that require your action or attention. These may include excursion notifications, ordering options for school photos, absence notifications, surveys, student report availability and more.

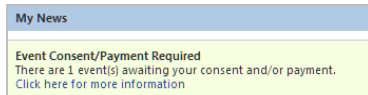
## News

Recent school news items and information relevant to you. This may include newsletters, details of upcoming events and much more.

# Consent and Payments

1

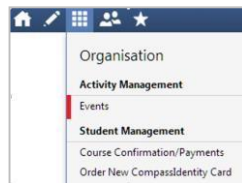
From the Compass home screen, click on the event alert under 'My News' (screenshot 1) or navigate to 'Events' under the *Organisation* menu item (screenshot 2).



Screenshot 1

2

From the Events page a list of upcoming events and excursions will be displayed. Click the red 'Process Now' button to provide consent and/or payment (depending upon what the event requires).



Screenshot 2

3

An online payment/consent form will be displayed. Complete all highlighted relevant fields and click the 'Submit Details' button.

Note: If the event has a requirement for both consent and payment, these cannot be done separately. Should you need to provide payment or consent separately, please click 'Print Form (Offline)' to complete the process manually.

Please note: This booklet provides an overview of key features within Compass, our school may not have yet enabled all of these modules at this time.

# Student Profile

Everything for your child, in one place.

The student profile can be accessed by clicking on your child's name from the home screen.

The student profile dashboard provides you with an overview of today's classes and activities, the ability to email your child's teachers, and a summary of teacher observations (Student Chronicle).

For more detailed information, including assessment tasks, attendance, surveys and academic reports, navigate through the tabs along the top of the profile.

Student: Michelle ALLAN, 01B, Year 1

Dashboard Schedule Learning Tasks Attendance Reports Analytics Assets Insights

Student: Michelle ALLAN

Details: Female - 6 years, 4 months (01/01/2010)  
Groups: HUFFLEPUFF, 01B, Year 1  
Student IDs: ALL0014  
Email: ALL0014@compass.edu.au

Email Add

Wednesday, 11 May 2016

8am

9am 9:00: AM - 01GEN\_01B - PRI04 - PRI5

10am

11am

12pm 12:00: PM - 01GEN\_01B - PRI04 - PRI5

1pm

2pm

3pm

Student Chronicle

Date Filter: This Year

Displaying entries made between 1/1/2016 and 31/12/2016 for: All Categories

**Sick Bay Visit**  
Recorded by JDLF Admin - JDLF  
**Sick Bay Arrival Time:** 01/01/2008 01:00 PM  
**Reason for Sick Bay visit:** Michelle had a headache  
**Parent/Guardian or Emergency Contact Notified:** No: Yes  
**Sick Bay Departure:** 01/01/2008 01:30 PM  
**Student status after Sick Bay visit:** Returned to class: Yes  
Health  
Recorded 2 minutes ago, Occurred May 3 at 03:00pm

**Reader of the Week**  
Recorded by JDLF Admin - JDLF  
**Overview:** Fantastic reading ensuring context and comprehension were maintained.  
Academic  
Recorded 5 minutes ago, Occurred May 5 at 12:30pm

**General Uniform Observation**  
Recorded by JDLF Admin - JDLF  
**Overview:** Wore runners not black school shoes  
**Details:** Wore runners not black school shoes  
Uniform



# Learning Tasks

## Individual student view

You can view an up-to-date record of your child's homework and upcoming assessment tasks under the Learning Tasks tab in the student profile.



Class	Learning Task	Due Date	Result
01GEN_01B	Term 1 - Charlotte's Web Book Study	No due date	-
01GEN_01B	Spelling Test	No due date	-

Please note: This booklet provides an overview of key features within Compass, our school may not have yet enabled all of these modules at this time.

## Consolidated view

If you have multiple children at the school, you can view a consolidated list by clicking 'Learning Tasks' from the *Teaching and Learning* menu item.



# Attendance: Summary

Using Compass you can view up-to-the-second attendance information for your child.

To view your child's attendance, click on the Student Profile link on the home page and click the Attendance tab.

Student: Michelle ALLAN, 01B, Year 1

Dashboard Schedule Learning Tasks Attendance Reports Analytics Assets Insights

Summary Notes/Approvals Unexplained Arrival/Departure Full Record

**Daily Activities & Attendance**

Currently Viewing: < 15/05/2016 > Switch to Grid view

8:00 am	9:00 am	10:00 am	11:00 am	12:00 pm	1:00 pm	2:00 pm	3:00 pm
		Yr 1 Generalist 01GEN_01B			Yr 1 Generalist 01GEN_01B		
	Period 1 Late Unrd	Period 2 Late Unrd	Period 3 Late Unrd	Period 4 NP Unrd	Period 5 NP Unrd		

**Annual Half-Day Summary**

Calendar Year: 2016

March				April				May				June				July				August											
M	T	W	T	F	M	T	W	T	F	M	T	W	T	F	M	T	W	T	F	M	T	W	T	F	M	T	W	T			

**Attendance Summary**

Start: 01/01/2016 End: 31/12/2016 Students: Active Class %: All Act'd %: All VCE %: All Sch %: All Filter Export

Subject	Class	Form	Run	In Class			Out of Class			Percentages				
				Late	Prant	Total	NP	NP	NP	Class	Ac'd	VCE	Schl	
				Appr	Unrd	Total	Schl	Parnt	Unrd	Total	%	%	%	%
Yr 1 Generalist	01GEN_01B	01B	63	54	0	1	55	4	0	4	8	87	94	94
Events	-	01B	2	2	0	0	2	0	0	0	0	100	100	100

## Approvals

This sub-tab provides a comprehensive list of attendance explanations for your child. From this tab you can also add absence notices (both past and future).

## Unexplained

This sub-tab provides a list of all unexplained absences from class. From this tab you can click to approve specific absences.

## Daily Snapshot

Provides a quick snapshot of today's classes and your child's attendance marking.

## Attendance Summary

Includes a summary of attendance in each class. For full details about a specific absence, click the appropriate number in the grid. For an explanation of a heading item, hover your mouse over the heading of interest.

When students are marked 'Not Present' in class this can sit in one of three different categories. These include:

**NP Schl** - Not present in class and is explained by a school related activity.

**NP Parnt** - Not present in class and is explained by a parent approval.

**NP Unap** - Not present in class with no explanation entered.

# Attendance: Entering a Parent Approval

1

From the Compass home screen (or from your student's profile), click the 'Add Parent Approval' item.

**Michelle ALLAN**

- Profile (Attendance, Schedule, Reports)
- Send email to Michelle's teachers
- + Add Attendance Note/Approval (Approved Absence/Late)
- View Academic Reports
- Book Parent Teacher Interviews

2

From the pop-up window,

- Select the reason,
- Enter a brief description of the absence,
- Select the start and finish time,
- Click the 'Save' button.

Note:

Where possible, parent approvals should be entered prior to the absence occurring.

**Attendance Note/Approval Editor**

**Note/Approval Details**

Person: Michelle ALLAN

Reason: Parent Choice

Details/Comment: Faulty Broomstick

**Important Notice**

In clicking 'Save', you understand, certify and accept that you are a listed parent/guardian for this child and the information above is correct and this online approval does NOT constitute a medical certificate; and students enrolled in VCE are required to submit a medical certificate to the school in addition to this approval; and any fraudulent action or intentional misuse of this feature may result in administrative, criminal and/or civil action against you (by your registered school, affiliated entities and/or the product issuer).

Start: 17/05/2016 08:00 AM Select a period...

Finish: 17/05/2016 05:00 PM Select a period...

**Potentially Affected Sessions**

Activity	Start	Finish
01GEN_01B (W 1 Gen...	17/05/2016 09:00 AM	17/05/2016 12:00 PM
01GEN_01B (W 1 Gen...	17/05/2016 12:00 PM	17/05/2016 03:30 PM

Save Cancel

# Viewing Academic Reports

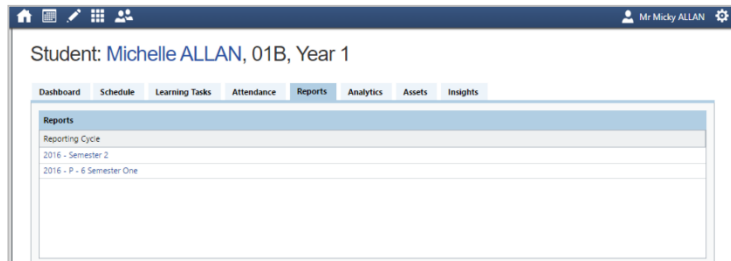
1

From the home screen, click on the 'View Academic Reports' item or navigate to the student profile and click the 'Reports' tab.



2

A list of Academic Reports will be displayed. Click the Report title to download the PDF on to any device.



Please note: This booklet provides an overview of key features within Compass, our school may not have yet enabled all of these modules at this time.

# Parent-Teacher Conferences

Using Compass you can book your parent-teacher conferences online.

1

On the home screen, beside the student you wish to make bookings for, click 'Book Parent Teacher Interviews'.

2

A list of parent-teacher interview cycles will be displayed along with their booking status. Click on the relevant cycle.

3

Your booking sheet will be displayed and will show all available booking times. Click on a time in the grid to display teachers available for booking at the selected time.

Note: You can view a teacher's availability by clicking on the teacher's name at the bottom of the booking page.

**Michelle ALLAN**

- Profile (Attendance, Schedule, Reports)
- Send email to Michelle's teachers
- + Add Attendance Note/Approval (Approved Absence/Late)
- View Academic Reports
- Book Parent Teacher Interviews

### Conference Bookings

Please select the event to manage your bookings.

Available events		
Event	Student	Status
<b>Getting to know you interviews</b>	Michelle ALLAN	Read Only
<b>3-way Conferences</b>	Michelle ALLAN	Open for booking

### 3-way Conferences : Michelle ALLAN (ALL0014)

3-way Conferences

#### My Bookings

Teacher Name	Eligibility	Location	Time Slots	Status
Albus DUMBLEDORE	W. 1 Generalist			Free
Sarah LAY	Physical Education			Free
Songa ALBRECHT	Visual Arts		Clear 27/05/2016 - 09:00 AM 27/05/2016 - 09:15 AM 27/05/2016 - 09:30 AM 27/05/2016 - 09:45 AM 27/05/2016 - 10:00 AM	Free

## Privacy and Security

When you use Compass you will notice a padlock appears in your browser. This is because Compass uses a technology called SSL (Secure Sockets Layer). This means that your Compass session is encrypted and secure. Further, Compass adheres to PCI DSS compliance obligations to ensure any credit card details are managed safely, consistent with industry credit card regulations.

Please note: Any payments made online using Compass will appear on your credit card statement as COMPASSPAY.COM

We are committed to the privacy of your information. Full information on the Compass Privacy Policy can be found at <http://www.compass.edu.au/corporate/privacy>



# Cross Platform Access

Any browser, any time.



Compass is completely web-based and works on all modern browsers. Additionally, we have native apps for iPhone, iPad and Android devices.



Compass Parent Introductory Booklet

Compass School Manager, Compass Education, Compass Photos and the associated logos are registered trademarks used under licence. This document is copyright with intellectual property owned or licenced by Compass Education Pty Ltd or in the case of some materials, by third parties.