

Schools that Excel 2024

Celebrating Victorian schools that have improved their end-of-year VCE performance over the past decade.

The standout government school and 2024 Schools That Excel winner in Melbourne's north is Macleod College.

It achieved a median VCE study score of 28 in 2023, and its median study score has improved over the past three consecutive years.



Principal Mario Panaccio says the small school, which has just 630 students in prep to year 12, enabled him to foster a community and lift the school's performance.

"Twelve to 18 years ago we were in a really bad spot, we really were," he says.

But now, the school has turned things around on every measure, from students' engagement and attendance to VCE results.

One of the secrets to the school's success was introducing a weekly homework club and a maths homework club three times a week.

"This enabled us to provide timely feedback. Parents get a report every eight weeks, and we then have time to make changes as needed," Panaccio says.

2023 School Performance Data

Reading Year 7

School percentage of students in Strong or Exceeding

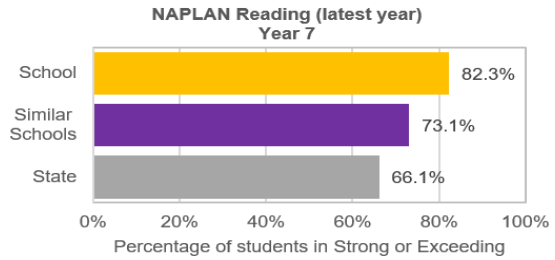
Latest year (2023)
82.3%

Similar Schools average:

73.1%

State average:

66.1%



Reading Year 9

School percentage of students in Strong or Exceeding:

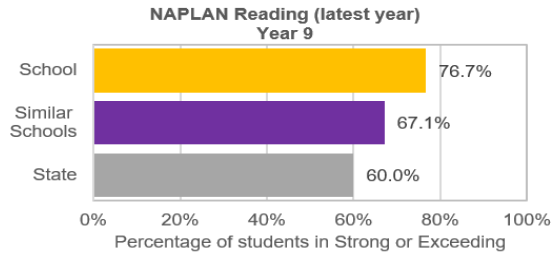
Latest year (2023)
76.7%

Similar Schools average:

67.1%

State average:

60.0%



Numeracy Year 7

School percentage of students in Strong or Exceeding:

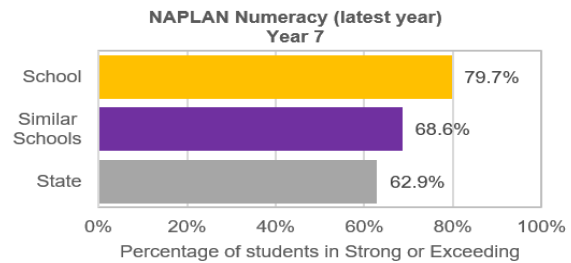
Latest year (2023)
79.7%

Similar Schools average:

68.6%

State average:

62.9%



Numeracy Year 9

School percentage of students in Strong or Exceeding:

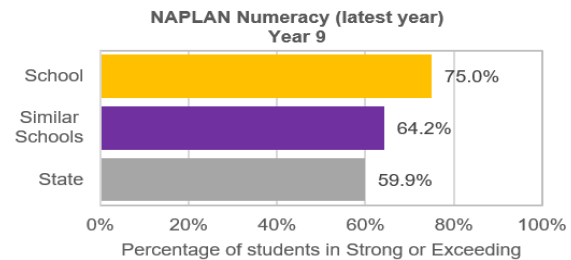
Latest year (2023)
75.0%

Similar Schools average:

64.2%

State average:

59.9%



Victorian Senior Secondary Certificate

School completion rate:

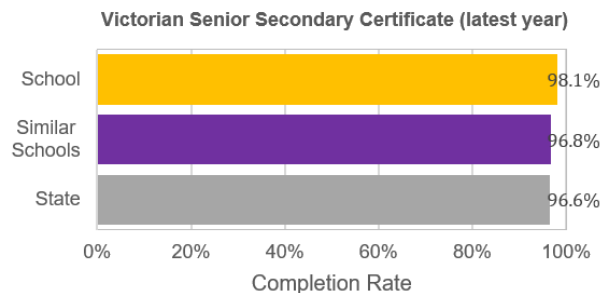
Latest year (2023) 4-year average
98.1% 99.5%

Similar Schools completion rate:

96.8% 97.4%

State completion rate:

96.6% 97.1%



Student Exits Years 10 to 12

School percent of students to further studies or full-time employment:

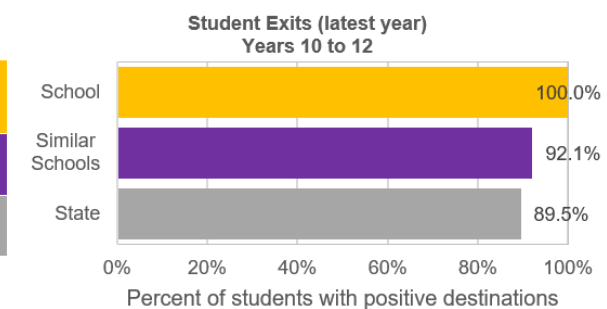
Latest year (2022) 4-year average
100.0% 98.5%

Similar Schools average:

92.1% 92.7%

State average:

89.5% 89.5%



2024 NAPLAN: % of students in Exceeding and Strong (raw data)

| | Macleod College | Similar | State |
|------------------------------|----------------------------|----------------|--------------|
| Year 7 Reading | 75 | 74 | 65 |
| Year 7 Writing | 75 | 70 | 64 |
| Year 7 Spelling | 78 | 73 | 69 |
| Year 7 Numeracy | 68 | 71 | 62 |
| Year 7 Grammar & punctuation | 61 | 63 | 55 |
| Year 9 Reading | 68 | 70 | 60 |
| Year 9 Writing | 78 | 68 | 60 |
| Year 9 Spelling | 77 | 75 | 69 |
| Year 9 Numeracy | 70 | 66 | 59 |
| Year 9 Grammar & punctuation | 68 | 57 | 50 |

Similar schools: These schools are identified as having the same socio-economic background as Macleod College

State schools: All schools in the state of Victoria

NOTE: A comparison of results from 2023 and 2024 shows a decline in the percentage of students in the exceeding and strong category (eg: 2023 Yr 7 Reading: 82.3% compared to 2024 yr 7 Reading: 75%) however results across Australia have shown a significant decrease which is a real concern to both State and Federal government.