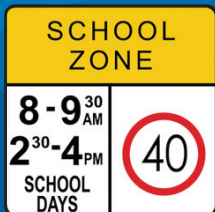



School Zone Safety Information

Understanding the signs around school zones




40km/h sign

All school speed limits across the State are clearly signposted. Look out for the speed signs near schools and slow down to improve safety for children.



No parking

It is important that you do not park in any area where this sign is displayed.




Children crossing

When the flags are displayed at a children's crossing, you must stop for pedestrians who are waiting to cross or who have started crossing. You must remain stopped until the crossing is clear. These rules apply even if there is no crossing supervisor.



No stopping

No stopping means you must not stop at the kerb for any reason.



Yellow edge lines

Must not stop or park your vehicle next to a continuous yellow edge line.

Understanding the rules at school crossings

- Please keep the children's crossing clear.
- Parking is not allowed within 20m before a school crossing or 10m after the crossing (unless otherwise signposted). Parking within this area makes it difficult for children and the crossing supervisor to get a clear view of the road.
- It is illegal to double park your car, ie. you are not allowed to stop next to a parked car.

What you can do to ensure school zones remain safe

- Supervise children in or near traffic.
- Consider walking or cycling with your child to and from school.
- Respect the road rules and parking signs.
- Wait on the same side of the road as your child, to avoid your child dashing across the road to meet you.
- Get your child into the habit of using the car's kerbside doors, away from the traffic.

