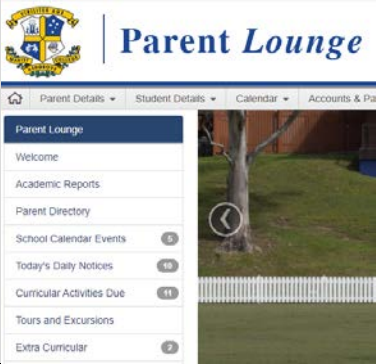

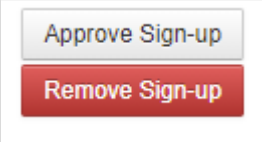
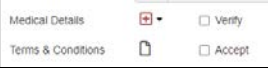

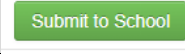




Parent Lounge Extra Curricular Approval Guide

1	Sign in to Parent Lounge
2	Select Extra Curricular 
3	Click Sign-Up Now 
4	Click Approve Sign-up 
5	Check and update Medical Details. Click Verify. Read T&C's if applicable. Click Accept 
6	Click Update 
7	Click Submit to School to secure place 
8	To view activities your son has signed up for: Student Details/Extra Curricular